صنایع پمپ سازی آزاد البرز

AZAD ALBORZ

PUMP MANUFACTURING

معرفی شرکت

شرکت تولیدی آزاد البرز در سال ۱۳۶۲ با هدف تولید انواع پمپ در شهرک صنعتی شهید رجایی واقع در قزوین تاسیس گردید.

این شرکت با بهره گیری از پرسنل متخصص و کارشناسان مجرب و تجهیزات مدرن روز و با متـدهای تولید پیشرفته، هر ساله سهم عمـده ای در تامین نیاز جامعه در این زمینه دارا می باشد.

این مجموعه با تفکر مبتنی بر تولید استاندارد و کیفیت مطلوب محصولات امیدوار است ضمن ارائه خدماتی شایسته زمینه ساز پیشرفت و تعالی ایران عزیز باشد.

محصولات

پمپ های سیرکولاتور خطی
سیرکولاتور اتاتـرم
پمپ های جکوزی
پمپ های سانتریفیوژ زمینی
پمپ‌های آبرسانی
بوستر پمپ الکترومکانیکی هوشمند

Introduction

Azad Alborz Co in 1982 with the aim of producing pumps in the industrial city of Qazvin martyr Rajai established.

The company utilizes a specialized staff and advanced production method with modern equipment experts every year a stake in the community's need in this area has.

This thinking is based on the standard and quality of products produced with hope of providing excellent service is Iran's progress and excellence.

Product

Circulating Pumps
Circulating Etatherm
Jacuzzi Pumps
Centrifugal Pumps
Water Pumps
Smart Electromechanically booster pumps

پمپ های سانتریفیوژ زمینی ۲ Centrifugal Pumps
پمپ‌های جکوزی ۲۰ Jacuzzi Pumps
سیرکولاتور اتاتـرم ۲۵ Circulating Etatherm
پمپ‌های سیرکولاتور خطی ۲۸ Circulating Pumps
پمپ‌های آبرسانی ۳۶ Water Pumps
بوستر پمپ الکترومکانیکی هوشمند ۳۸ Smart Electromechanically Booster Pumps

Centrifugal Pumps

پمپ‌های گریز از مرکز

1450

Centrifuge Types											
No.	Pump Type	Max Capacity (m3/h)	Maximum Head (m)	Impeller Diameter (mm)	Suction Flange Dia (mm)	Discharge Flange Dia (mm)	Power		Ampere		N(rpm)
							KW	HP	1-Phase	3-Phase	
1	32-160	17.5	10	169	50	32	0.75	1	5.8	3.9	1450
2	32-200	8	15	209	50	32	0.75	1	5.8	3.9	1450
3	32-250	11	22	259	50	32	2.2	3	13.5	9.2	1450
4	40-125	23	6.2	139	65	40	0.37	0.5	2.8	1.9	1450
5	40-160	20	9.8	169	65	40	0.75	1	5.8	3.9	1450
6	40-200	19	14.8	209	65	40	1.5	2	9.7	7.1	1450
7	40-250	31	23.8	259	65	40	3	4	—	13	1450
8	50-160	38	9.2	169	65	50	1.5	2	9.4	7.1	1450
9	50-200	43	14.4	209	65	50	2.2	3	13.5	9.2	1450
10	50-250	45	22.5	259	65	50	4	5.5	—	8.7	1450
11	65-160	90	9.8	169	80	65	2.2	3	13.5	9.2	1450
12	65-200	81	15	209	80	65	4	5.5	—	8.7	1450
13	65-250	88	24	259	80	65	7.5	10	—	16.2	1450
14	80-200	125	14.5	209	100	80	5.5	7.5	—	12	1450
15	80-250	150	23	259	100	80	11	15	—	24.1	1450
16	100-200	190	15	209	125	100	7.5	10	—	16.1	1450
17	100-250	190	22.5	259	125	100	11	15	—	24	1450



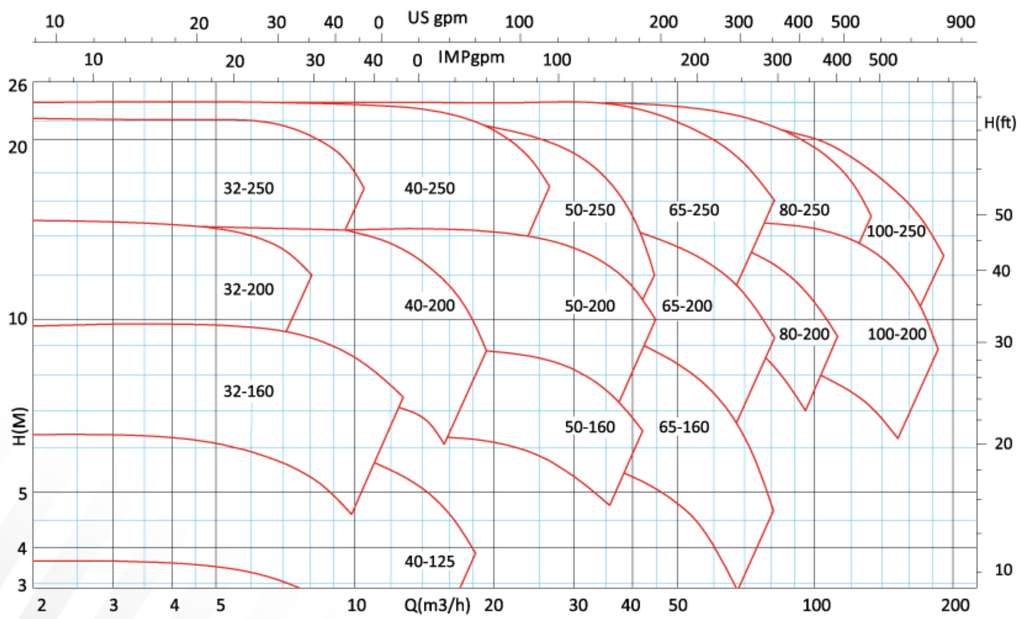

مشخصات کلی

- قطر خروجی: ۳۲ تا ۱۰۰ میلی متر
- ظرفیت آبدهی: ۵ تا ۲۰۰ متر مکعب در ساعت
- ارتفاع: ۵ تا ۲۵ متر
- درجه حرارت سیال در آب بندی با آب بند مکانیکال سیل: از ۵۰- تا ۱۴۰ درجه سانتی گراد می باشد.
- جنس پروانه ها از نوع پلی آمید الیاف دار می باشد که مقاوم در برابر خوردگی و رسوبات می باشد.
- جنس مواد بر حسب سفارش قابل تغییر است.
- تمامی پمپ های گریز از مرکز دارای مکانیکال سیل می باشد.

General Specification

- Output size: 32 to 100 mm
- Capacity: 5 to 200 m3/h
- Head: 5 to 25 m
- Operating temperature with mechanical seal: from -50°c to 140°c
- The impellers are made of polyamide so they are resistant against sediment and corrosion.
- Materials are changeable on request.
- All centrifugal pumps have mechanical seal.

Centrifugal Pumps

پمپ‌های گریز از مرکز

2900

Centrifuge Types											
No.	Pump Type	Max Capacity (m3/h)	Maximum Head (m)	Impeller Diameter (mm)	Suction Flange Dia (mm)	Discharge Flange Dia (mm)	Power		Ampere		N (rpm)
							KW	HP	1-Phase	3-Phase	
1	32-160	31	40	169	50	32	5.5	7.5	—	11.6	2900
2	32-200	16	60	209	50	32	5.5	7.5	—	12	2900
3	32-250	22	88	259	50	32	15	20	—	29	2900
4	40-125	42	25	139	65	40	3	4	—	11.3	2900
5	40-160	40	39	169	65	40	5.5	7.5	—	11.6	2900
6	40-200	39	60	209	65	40	11	15	—	22.9	2900
7	40-250	56	92	259	65	40	22	30	—	42.1	2900
8	50-160	73	36.5	169	65	50	11	15	—	22.9	2900
9	50-200	90	58	209	65	50	18.5	25	—	38.5	2900
10	50-250	82	92	259	65	50	30	40	—	54.4	2900
11	65-160	160	39	169	80	65	15	20	—	29	2900
12	65-200	160	60	209	80	65	30	40	—	54.4	2900
13	65-250	170	94	259	80	65	55	75	—	95	2900
14	80-200	255	68	209	100	80	37	50	—	67.9	2900
15	80-250	280	92	259	100	80	75	100	—	131	2900
16	100-200	380	60	209	125	100	55	75	—	95	2900
17	100-250	390	90	259	125	100	90	125	—	159	2900

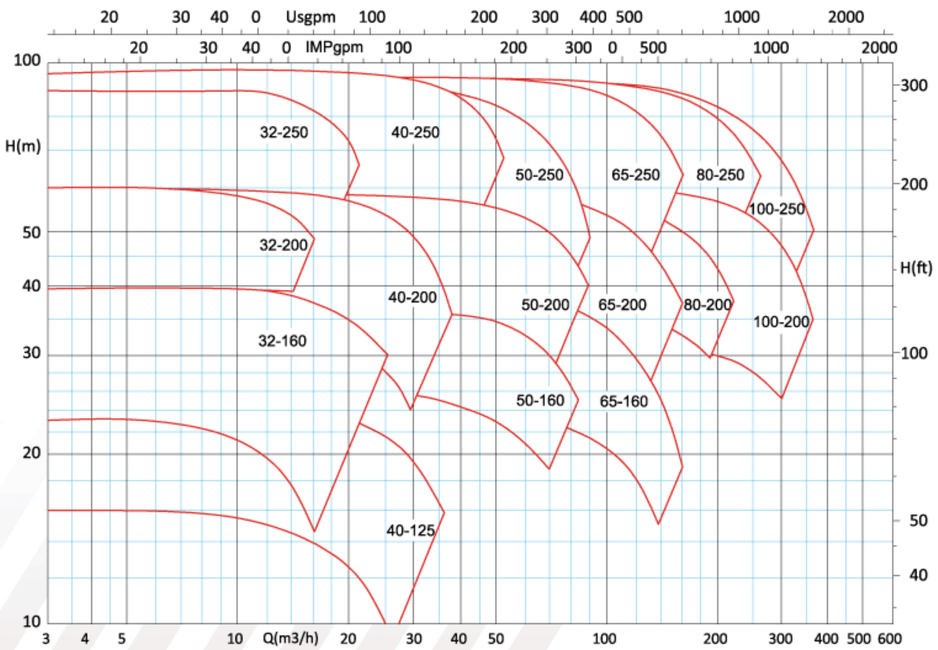

مشخصات کلی

- قطر خروجی: ۳۲ تا ۱۰۰ میلی متر
- ظرفیت آبدهی: ۵ تا ۳۵۰ متر مکعب در ساعت
- ارتفاع: ۵ تا ۹۰ متر
- درجه حرارت سیال در آب بندی با آب بند مکانیکال سیل: از ۵۰- تا ۱۴۰ درجه سانتی گراد می باشد.
- جنس پروانه ها از نوع پلی آمید الیاف دار می باشد که مقاوم در برابر خوردگی و رسوبات می باشد.
- جنس مواد بر حسب سفارش قابل تغییر است.
- تمامی پمپ های گریز از مرکز دارای مکانیکال سیل می باشد.

General Specification

- Output size: 32 to 100 mm
- Capacity: 5 to 350 m3/h
- Head: 5 to 90 m
- Operating temperature with mechanical seal: from -50°c to 140°c
- The impellers are made of polyamide so they are resistant against sediment and corrosion.
- Materials are changeable on request.
- All centrifugal pumps have mechanical seal.

2900 32-160

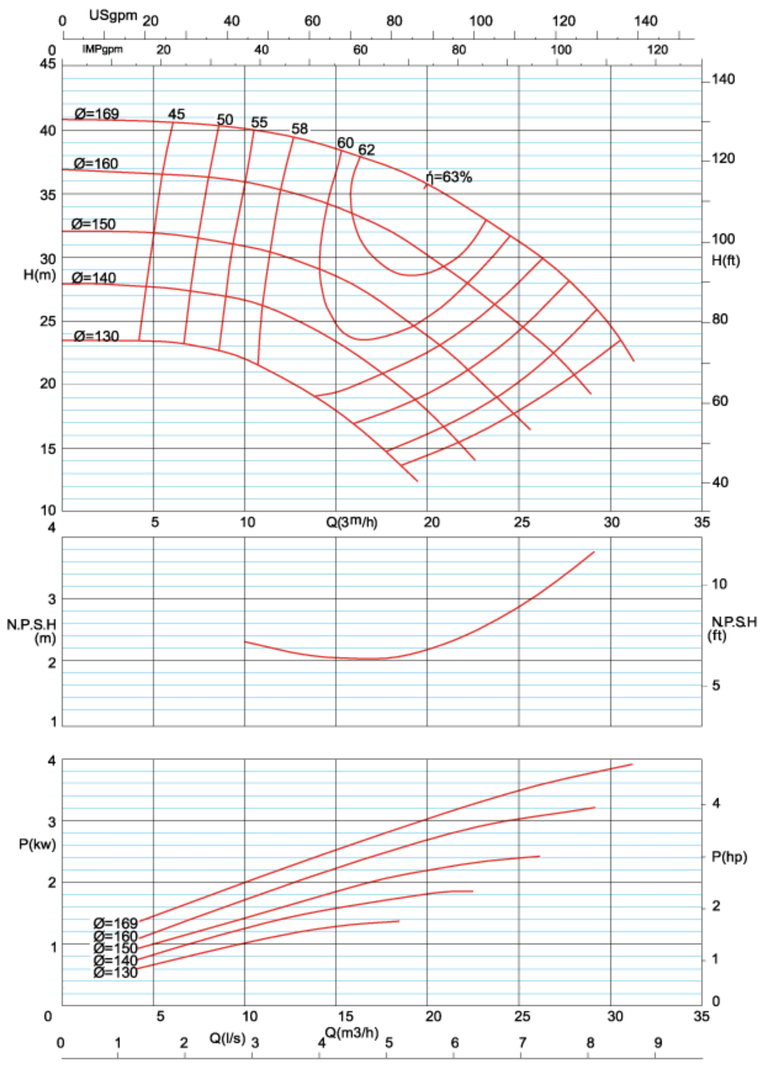

1450 32-160

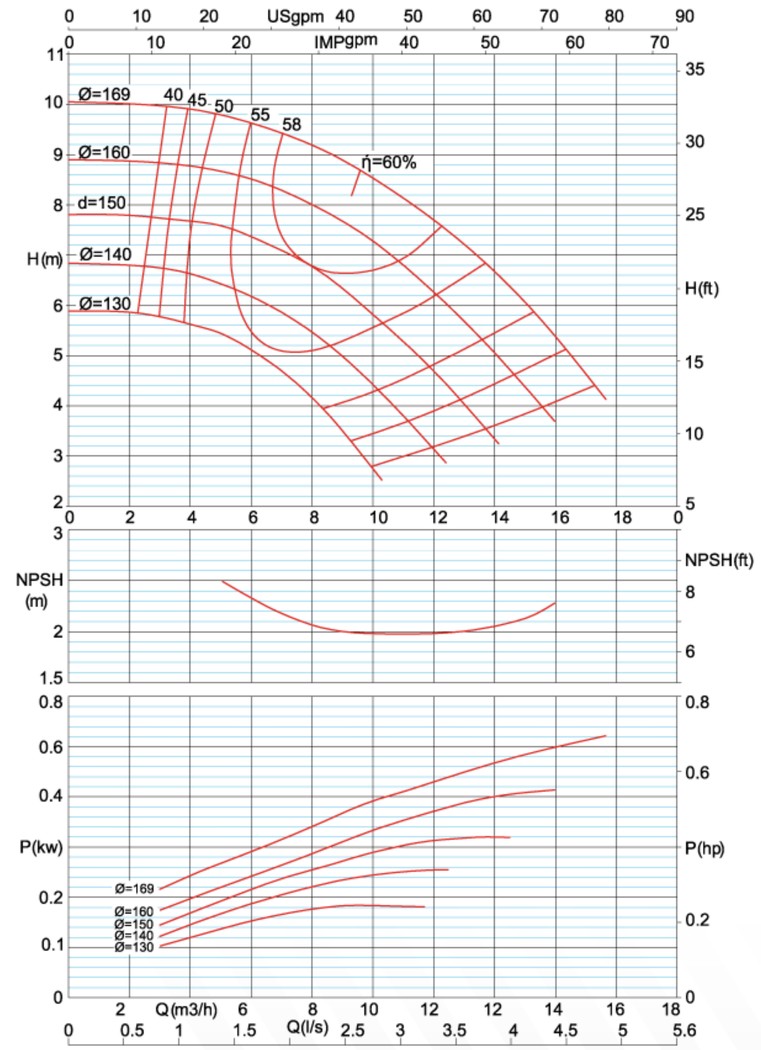

Impeller Dia(mm)	Fluid Charactristic					Pump Charactristic						Motor Charactristic				
	Capacity (m3/h)					Seal Type	Suction Flange Dia(mm)	Discharge Flange Dia (mm)	Material	Shaft Material	Impeller material	Power (KW)	Power (HP)	R.P.M	1-Phase Ampere	3-Phase Ampere
	5	10	20	25												
130	23	22	—	—	HEAD (m)	Mechanical Seal	50	32	Cast Iron	Alloyed Steel	Compound Poly Amide	1.5	2	2900	8.8	5.7
140	27	27	18	—								2.2	3		7.4	8.3
150	31	31	24	—								3	4		—	11.3
160	36	35	30	24								4	5.5		—	9
169	40	40	35	31								5.5	7.5		—	11.6

Impeller Dia(mm)	Fluid Charactristic					Pump Charactristic						Motor Charactristic				
	Capacity (m3/h)					Seal Type	Suction Flange Dia(mm)	Discharge Flange Dia (mm)	Material	Shaft Material	Impeller material	Power (KW)	Power (HP)	R.P.M	1-Phase Ampere	3-Phase Ampere
	2	6	10	14												
130	5.8	5	2.8	—	HEAD (m)	Mechanical Seal	50	32	Cast Iron	Alloyed Steel	Compound Poly Amide	0.25	0.33	1450	2.2	1.7
140	6.8	6.2	4.4	—								0.37	0.5		2.8	2
150	7.8	7.4	5.8	—								0.55	0.75		3.9	2.9
160	8.8	8.5	7.2	5								0.55	0.75		3.9	2.9
169	10	9.6	8.5	6.6								0.75	1		5.8	3.9

2900 32-200

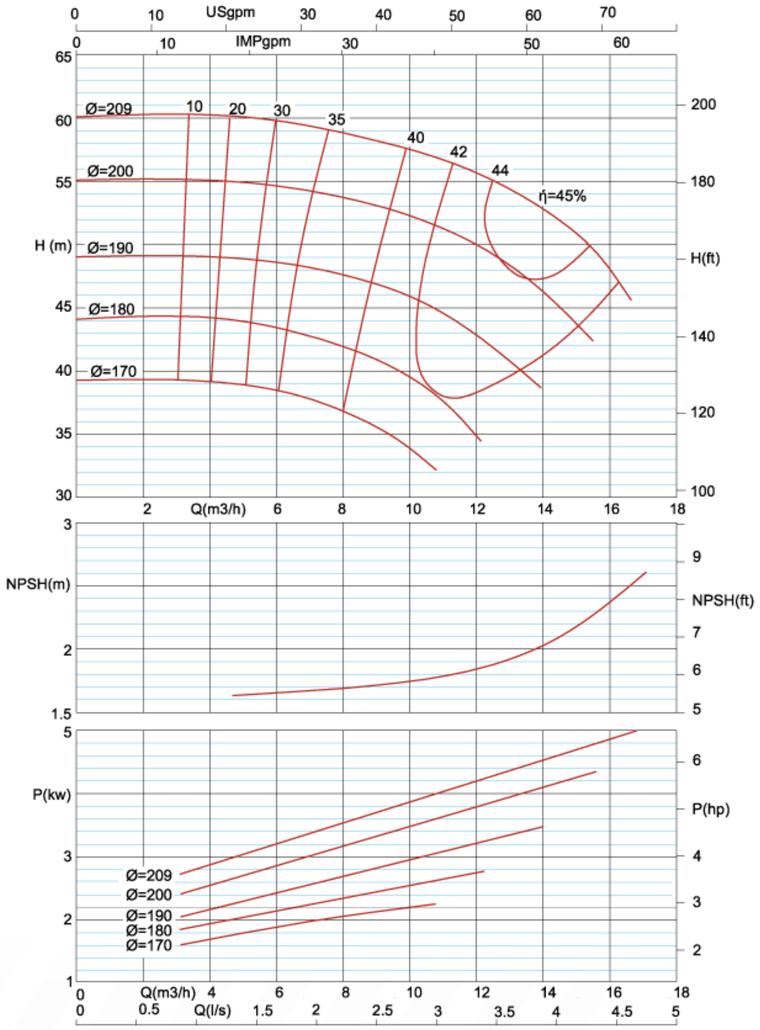

1450 32-200

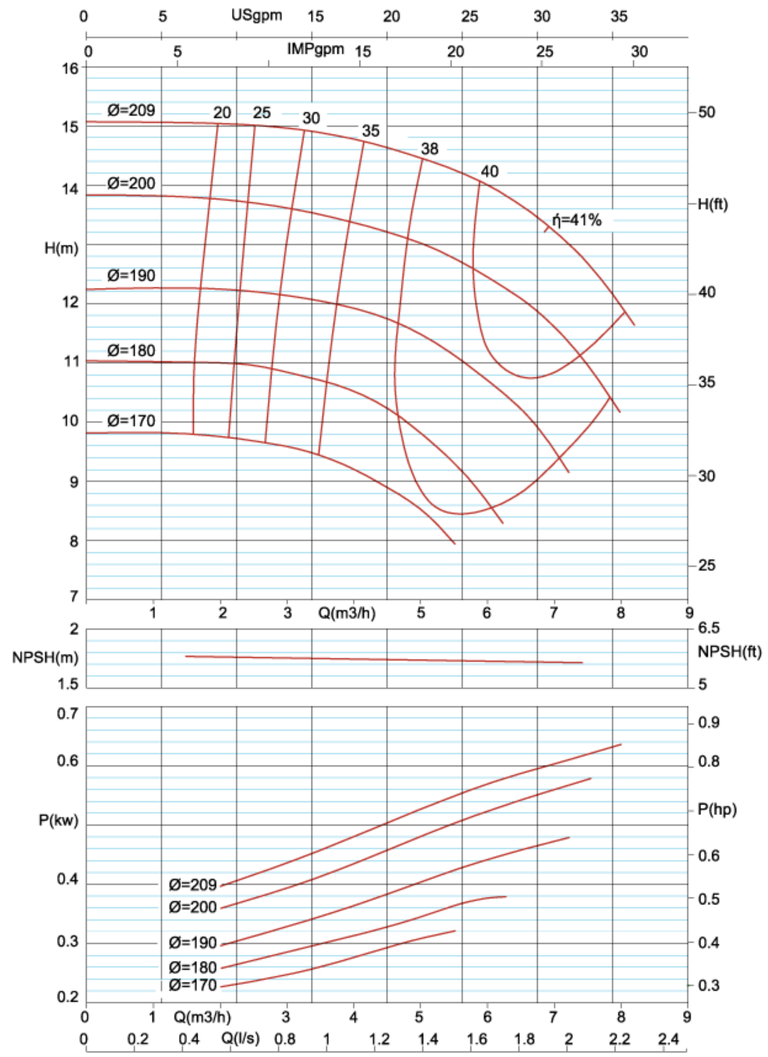

Impeller Dia(mm)	Fluid Charactristic: Capacity (m3/h) 2	6	10	14		Pump Charactristic: Seal Type	Suction Flange Dia(mm)	Discharge Flange Dia (mm)	Material	Shaft Material	Impeller material	Motor Charactristic: Power (KW)	Power (HP)	R.P.M	1-Phase Ampere	3-Phase Ampere
170	39	38	34	—	HEAD (m)	Mechanical Seal	50	32	Cast Iron	Alloyed Steel	Compound Poly Amide	3	4	2900	—	11.1
180	44	43	39	—								4	5.5		—	8.7
190	49	49	46	37								4	5.5		—	8.7
200	55	55	51	46								5.5	7.5		—	12
209	60	60	57	53								5.5	7.5		—	12

Impeller Dia(mm)	Fluid Charactristic: Capacity (m3/h) 1	2	4	6		Pump Charactristic: Seal Type	Suction Flange Dia(mm)	Discharge Flange Dia (mm)	Material	Shaft Material	Impeller material	Motor Charactristic: Power (KW)	Power (HP)	R.P.M	1-Phase Ampere	3-Phase Ampere
170	9.8	9.8	9.2	—	HEAD (m)	Mechanical Seal	50	32	Cast Iron	Alloyed Steel	Compound Poly Amide	0.37	0.5	1450	2.8	1.9
180	11	11	10.5	8.6								0.55	0.75		3.6	2.8
190	12.2	12.2	11.8	10.8								0.55	0.75		3.6	2.8
200	13.8	13.8	13	12.4								0.75	1		5.8	3.8
209	15	15	14.8	14								0.75	1		5.8	3.8

2900 32-250

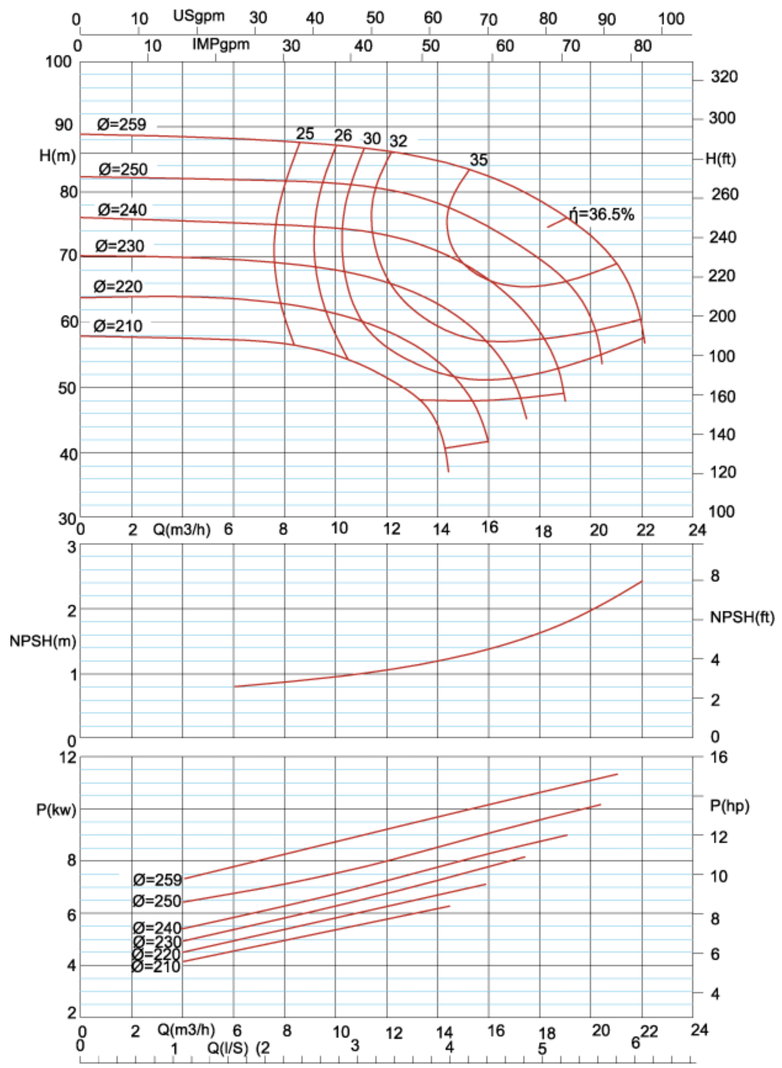

Impeller Dia(mm)	Fluid Charactristic					Pump Charactristic						Motor Charactristic				
	Capacity (m3/h)					Seal Type	Suction Flange Dia(mm)	Discharge Flange Dia (mm)	Material	Shaft Material	Impeller material	Power (KW)	Power (HP)	R.P.M	1-Phase Ampere	3-Phase Ampere
	2	6	10	16												
210	58	57	55	—	HEAD (m)	Mechanical Seal	50	32	Cast Iron	Alloyed Steel	Compound Poly Amide	7.5	10	2900	—	15.6
220	64	63	61	42								7.5	10		—	15.6
230	70	69	68	57								11	15		—	22.9
240	76	75	74	66								11	15		—	22.9
250	82	82	81	74								15	20		—	29
259	88	88	87	82								15	20		—	29

1450 32-250

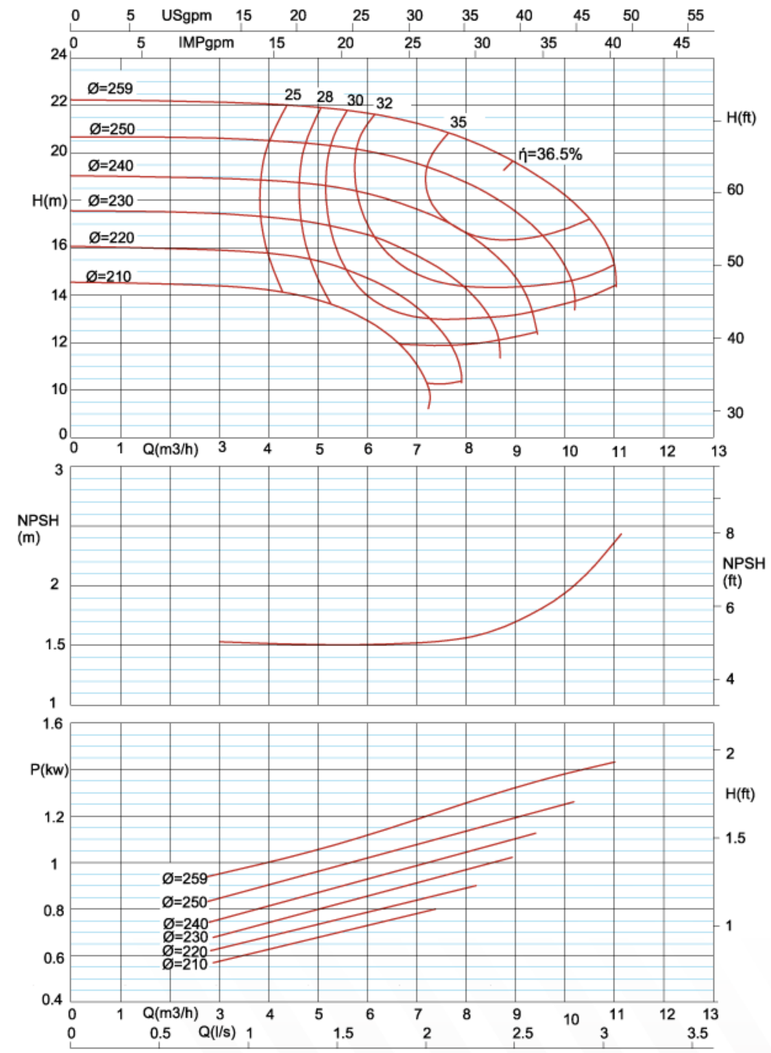

Impeller Dia(mm)	Fluid Charactristic					Pump Charactristic						Motor Charactristic				
	Capacity (m3/h)					Seal Type	Suction Flange Dia(mm)	Discharge Flange Dia (mm)	Material	Shaft Material	Impeller material	Power (KW)	Power (HP)	R.P.M	1-Phase Ampere	3-Phase Ampere
	1	2	4	6												
210	14.5	13	—	—	HEAD (m)	Mechanical Seal	50	32	Cast Iron	Alloyed Steel	Compound Poly Amide	1.1	1.5	1450	7.4	5
220	16	14.7	—	—								1.1	1.5		7.4	5
230	17.5	16.5	14	—								1.5	2		9.4	7.1
240	19	18.3	16.5	—								1.5	2		9.4	7.1
250	20.5	20	15	18.5								1.5	2		9.4	7.1
259	22	21.5	18	20.5								2.2	3		13.5	9.2

2900 40-125

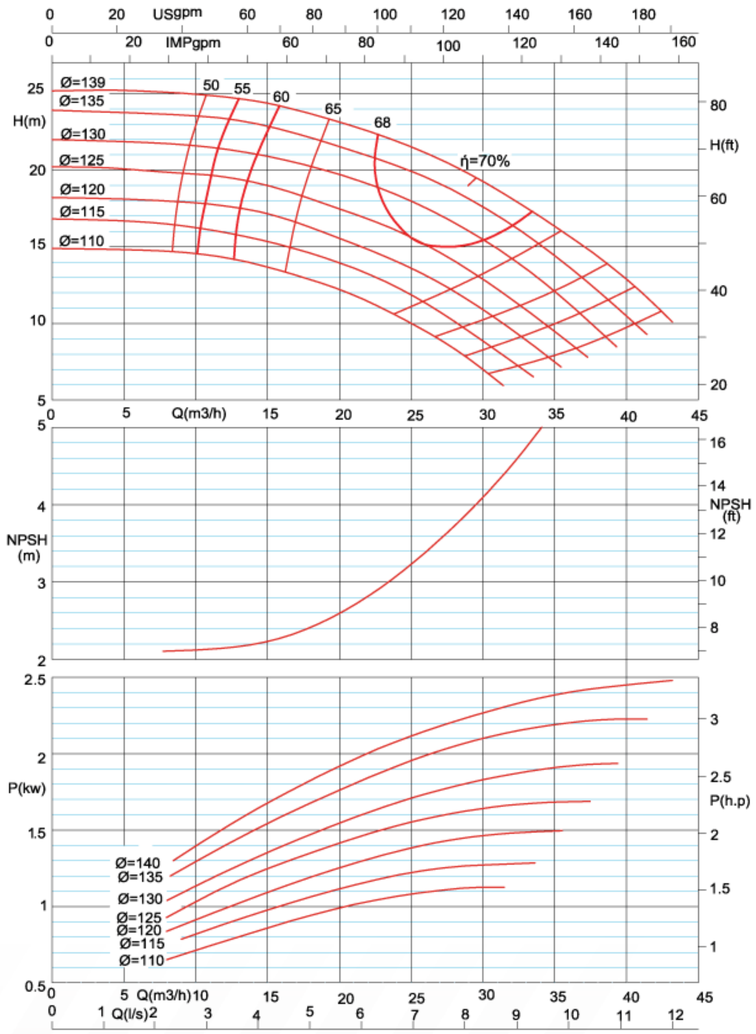

Impeller Dia(mm)	Fluid Charactristic					Pump Charactristic						Motor Charactristic				
	Capacity (m3/h)					Seal Type	Suction Flange Dia(mm)	Discharge Flange Dia (mm)	Material	Shaft Material	Impeller material	Power (KW)	Power (HP)	R.P.M	1-Phase Ampere	3-Phase Ampere
	5	15	25	35												
110	15	13.5	10	—	HEAD (m)	Mechanical Seal	50	32	Cast Iron	Alloyed Steel	Compound Poly Amide	1.5	2	2900	8.8	5.7
115	17	15	12	—								1.5	2		8.8	5.7
120	18	17	14	—								2.2	3		12.6	8.3
125	20	19	16	9.5								2.2	3		12.6	8.3
130	22	21	18	12								3	4		—	11.3
135	24	23	20	14								3	4		—	11.3
139	25	24	21.5	16.5								3	4		—	11.3

1450 40-125

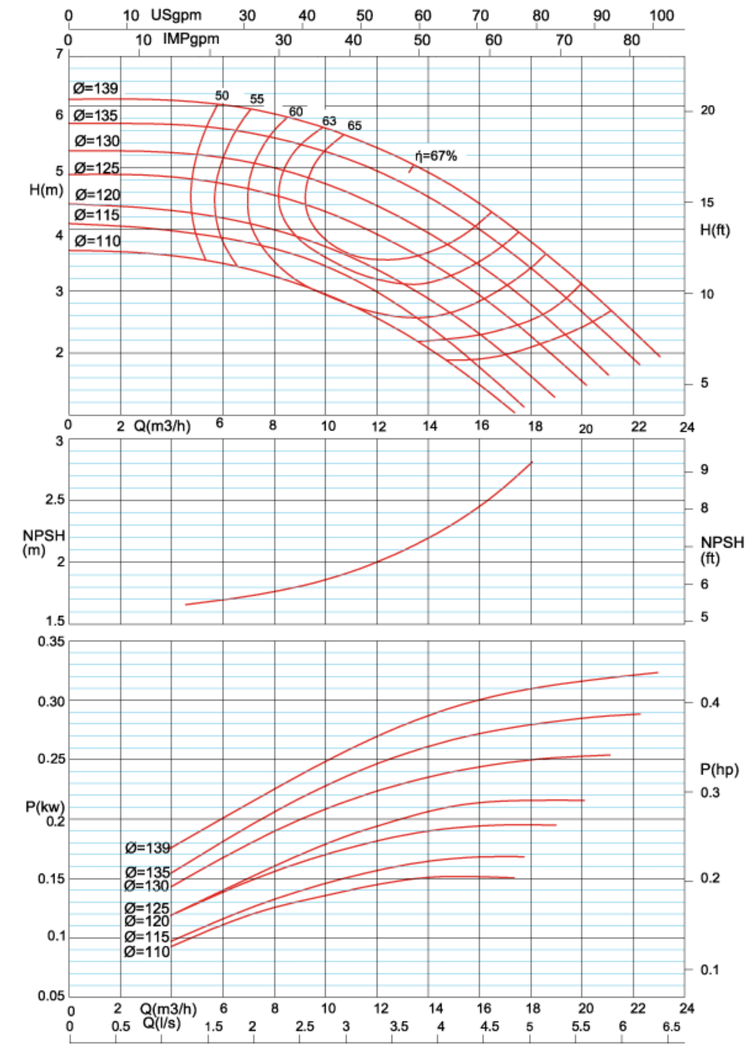

Impeller Dia(mm)	Fluid Charactristic					Pump Charactristic						Motor Charactristic				
	Capacity (m3/h)					Seal Type	Suction Flange Dia(mm)	Discharge Flange Dia (mm)	Material	Shaft Material	Impeller material	Power (KW)	Power (HP)	R.P.M	1-Phase Ampere	3-Phase Ampere
	4	8	12	18												
110	3.6	3.2	2.6	—	HEAD (m)	Mechanical Seal	50	32	Cast Iron	Alloyed Steel	Compound Poly Amide	0.18	0.25	1450	1.45	1.2
115	4	3.7	3	—								0.25	0.33		2.2	1.6
120	4.3	4	3.4	1.6								0.25	0.33		2.2	1.6
125	4.8	4.6	3.9	2.2								0.25	0.33		2.2	1.6
130	5.2	5	4.4	2.8								0.37	0.5		2.8	1.9
135	5.7	5.5	5	3.4								0.37	0.5		2.8	1.9
139	6.1	5.8	5.3	3.8								0.37	0.5		2.8	1.9

2900 40-200

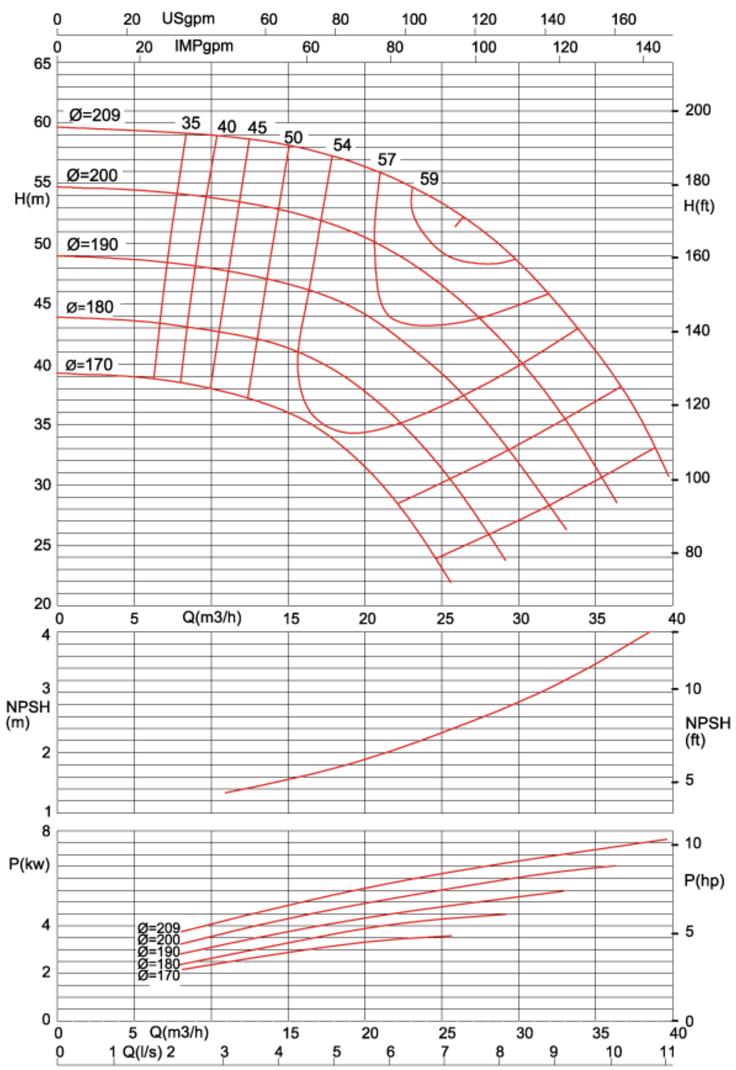

Impeller Dia(mm)	Fluid Charactristic					Pump Charactristic						Motor Charactristic				
	Capacity (m3/h)					Seal Type	Suction Flange Dia(mm)	Discharge Flange Dia (mm)	Material	Shaft Material	Impeller material	Power (KW)	Power (HP)	R.P.M	1-Phase Ampere	3-Phase Ampere
	5	15	25	35												
170	39	36	23	—	HEAD (m)	Mechanical Seal	65	40	Cast Iron	Alloyed Steel	Compound Poly Amide	4	5.5	2900	—	9
180	44	41	31	—								5.5	7.5		—	11.6
190	49	46	39	—								7.5	10		—	15.6
200	55	53	46	31								11	15		—	22.9
209	59	58	53	41								11	15		—	22.9

1450 40-200

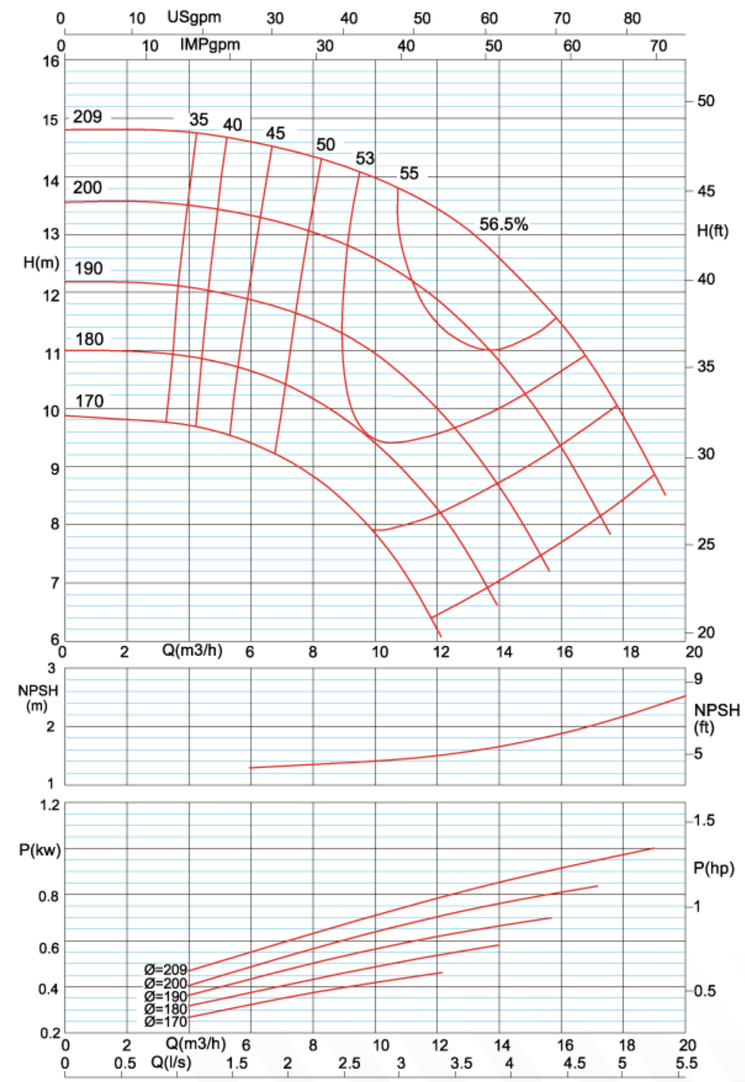

Impeller Dia(mm)	Fluid Charactristic					Pump Charactristic						Motor Charactristic				
	Capacity (m3/h)					Seal Type	Suction Flange Dia(mm)	Discharge Flange Dia (mm)	Material	Shaft Material	Impeller material	Power (KW)	Power (HP)	R.P.M	1-Phase Ampere	3-Phase Ampere
	2	6	10	14												
170	9.8	9.4	7.8	—	HEAD (m)	Mechanical Seal	50	32	Cast Iron	Alloyed Steel	Compound Poly Amide	0.75	1	1450	5.8	3.8
180	11	10.6	9.4	—								0.75	1		5.8	3.8
190	12.2	11.8	11	—								1.1	1.5		7.4	5
200	13.6	13.3	12.6	9.4								1.1	1.5		7.4	5
209	14.8	14.6	14	11.4								1.5	2		9.4	7.1

2900 40-250

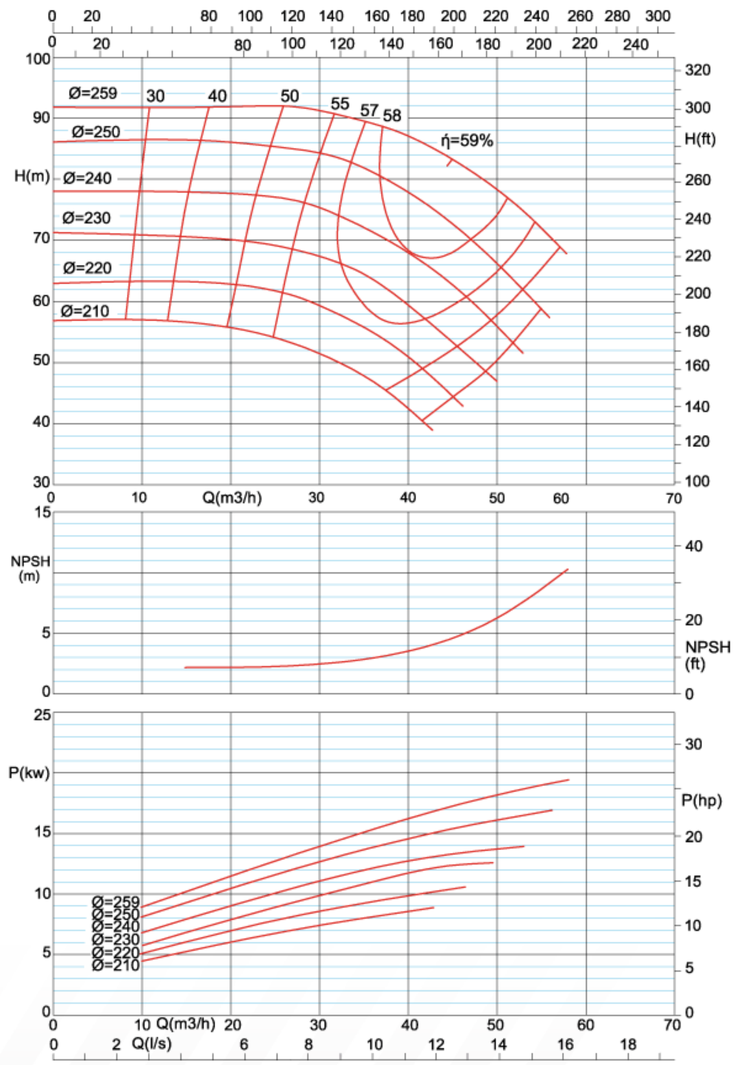

Impeller Dia(mm)	Fluid Charactristic					Pump Charactristic						Motor Charactristic				
	Capacity (m3/h)					Seal Type	Suction Flange Dia(mm)	Discharge Flange Dia (mm)	Material	Shaft Material	Impeller material	Power (KW)	Power (HP)	R.P.M	1-Phase Ampere	3-Phase Ampere
	10	30	40	50												
210	57	52	42	—	HEAD (m)	Mechanical Seal	65	40	Cast Iron	Alloyed Steel	Compound Poly Amide	11	15	2900	—	22.9
220	62	60	50	—								15	20		—	29
230	70	67	60	—								15	20		—	29
240	78	76	68	56								18.5	25		—	38.5
250	86	84	78	66								22	30		—	42.1
259	92	91	87	78								22	30		—	42.1

1450 40-250

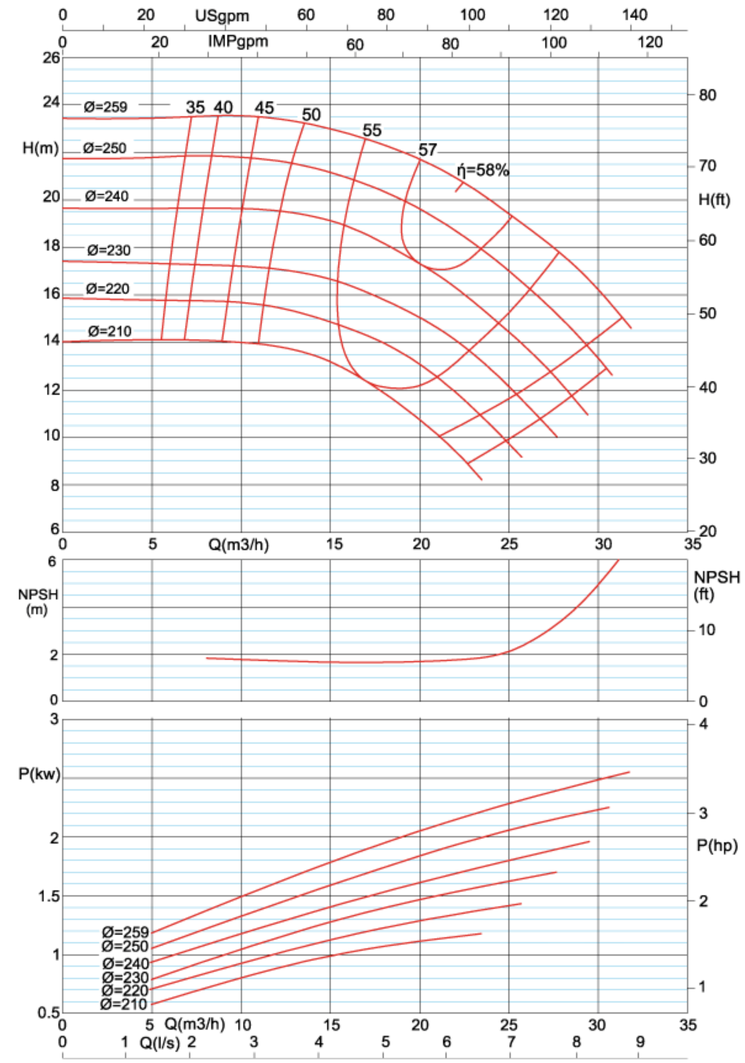

Impeller Dia(mm)	Fluid Charactristic					Pump Charactristic						Motor Charactristic				
	Capacity (m3/h)					Seal Type	Suction Flange Dia(mm)	Discharge Flange Dia (mm)	Material	Shaft Material	Impeller material	Power (KW)	Power (HP)	R.P.M	1-Phase Ampere	3-Phase Ampere
	5	10	15	25												
210	14	14	13	—	HEAD (m)	Mechanical Seal	65	40	Cast Iron	Alloyed Steel	Compound Poly Amide	1.5	2	1450	9.4	7.1
220	16	16	15	9.5								2.2	3		13.5	9.2
230	17.5	17.5	16.5	12								2.2	3		13.5	9.2
240	19.5	19.5	19	14.5								2.2	3		13.5	13
250	21.5	21.5	21	17								3	4		—	13
259	23.5	23.5	23	19.5								3	4		—	13

2900 50-160

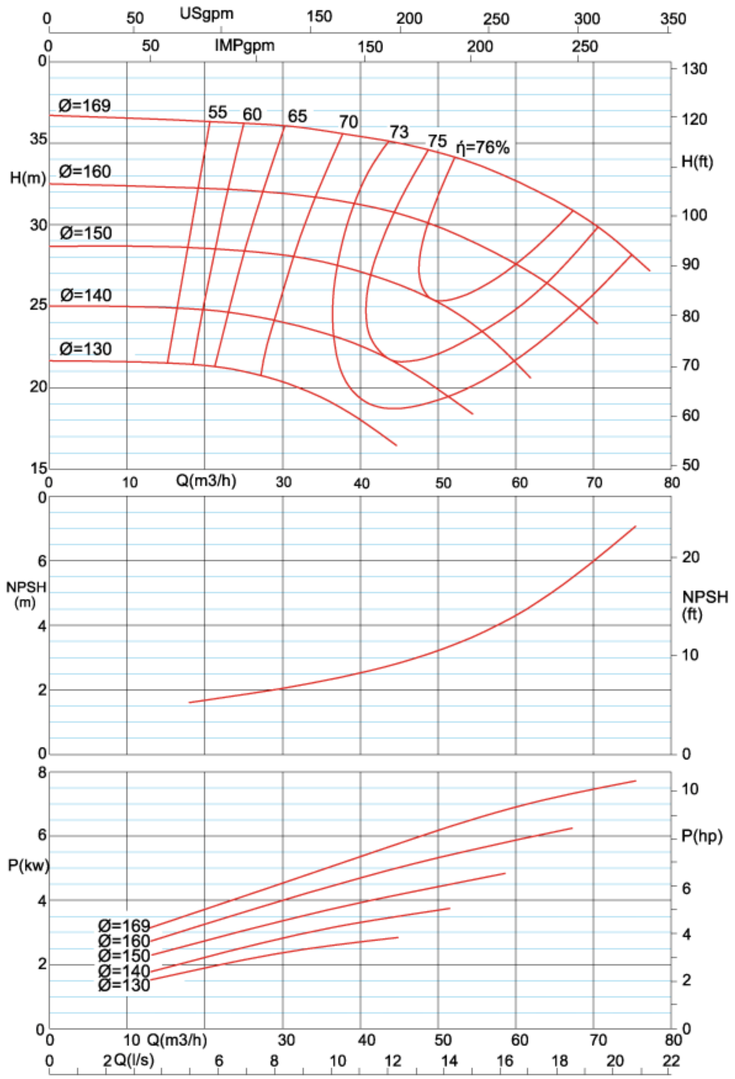

1450 50-160

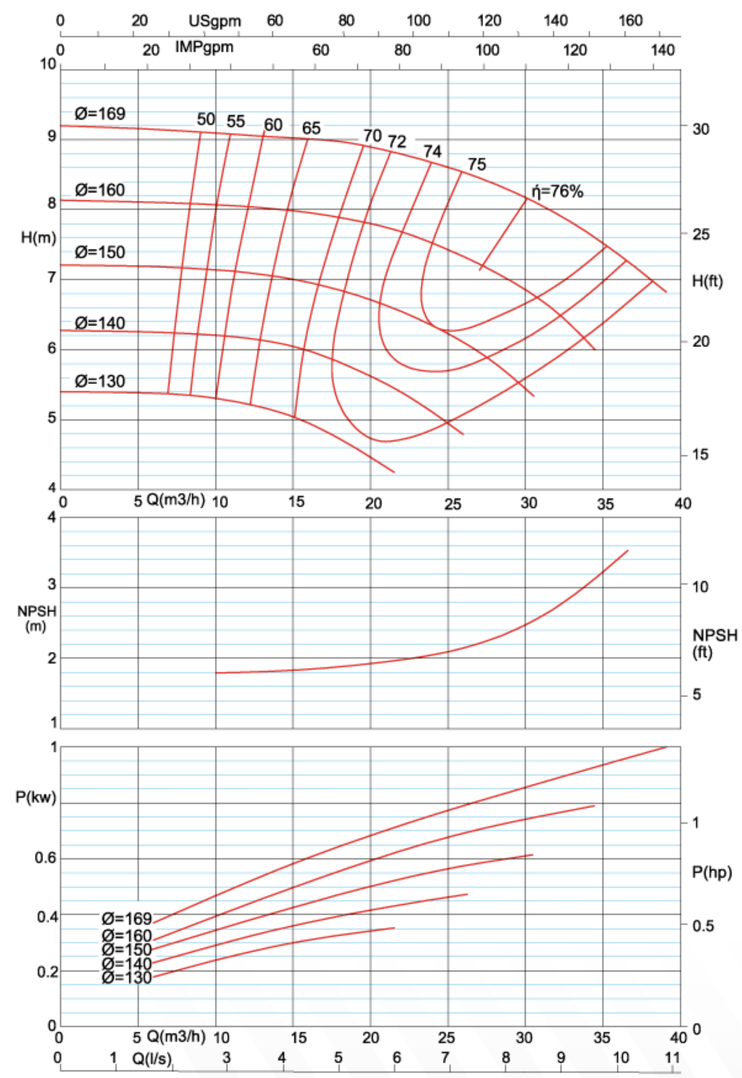

Impeller Dia(mm)	Fluid Charactristic					Pump Charactristic						Motor Charactristic				
	Capacity (m3/h)					Seal Type	Suction Flange Dia(mm)	Discharge Flange Dia (mm)	Material	Shaft Material	Impeller material	Power (KW)	Power (HP)	R.P.M	1-Phase Ampere	3-Phase Ampere
	10	30	50	70												
130	21.5	20	—	—	HEAD (m)	Mechanical Seal	65	50	Cast Iron	Alloyed Steel	Compound Poly Amide	4	5.5	2900	—	9
140	25	24	20	—								5.5	7.5		—	11.6
150	28.5	28	25	—								7.5	10		—	15.6
160	32.5	32	30	24								7.5	10		—	15.6
169	36.5	36	34	30								11	15		—	22.9

Impeller Dia(mm)	Fluid Charactristic					Pump Charactristic						Motor Charactristic				
	Capacity (m3/h)					Seal Type	Suction Flange Dia(mm)	Discharge Flange Dia (mm)	Material	Shaft Material	Impeller material	Power (KW)	Power (HP)	R.P.M	1-Phase Ampere	3-Phase Ampere
	5	15	25	35												
130	5.4	5	—	—	HEAD (m)	Mechanical Seal	65	50	Cast Iron	Alloyed Steel	Compound Poly Amide	0.55	0.75	1450	3.9	2.8
140	6.2	6	5	—								0.55	0.75		3.9	2.8
150	7.2	7	6.2	—								075	1		5.8	3.8
160	8	8	7.4	—								1.1	1.5		7.4	5
169	9.2	9	8.6	7.5								1.5	2		9.4	7.1

2900 50-200

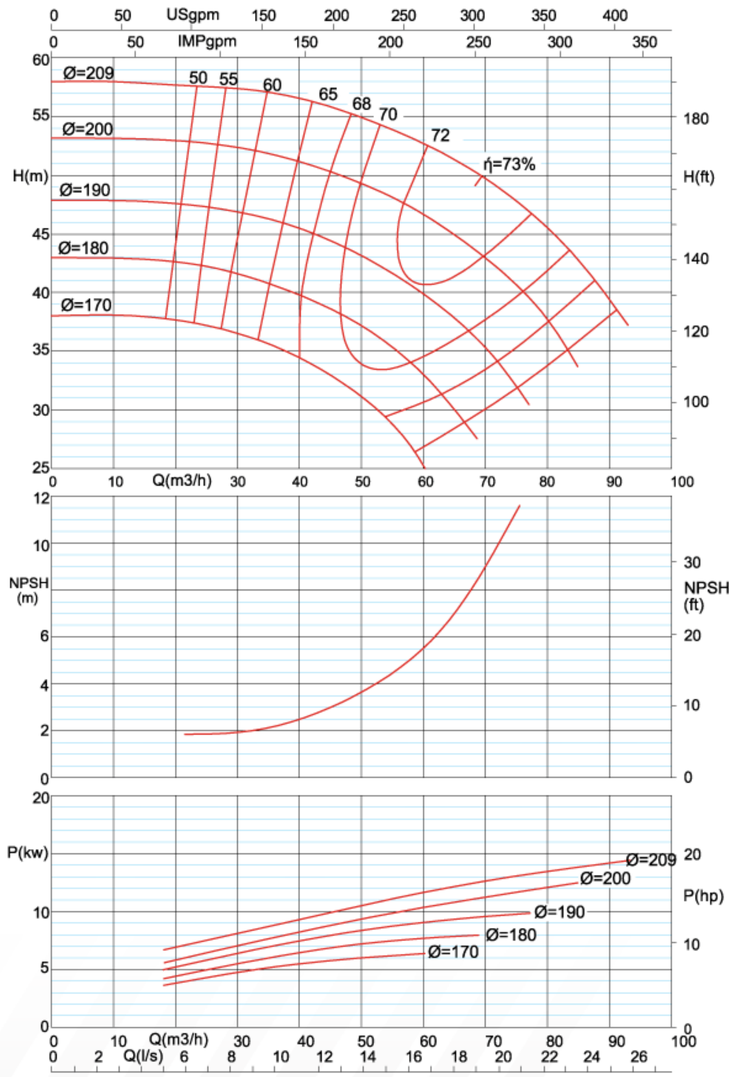

Impeller Dia(mm)	Fluid Charactristic					Pump Charactristic						Motor Charactristic				
	Capacity (m3/h)					Seal Type	Suction Flange Dia(mm)	Discharge Flange Dia (mm)	Material	Shaft Material	Impeller material	Power (KW)	Power (HP)	R.P.M	1-Phase Ampere	3-Phase Ampere
	10	30	50	80												
170	38	36	31	—	HEAD (m)	Mechanical Seal	65	50	Cast Iron	Alloyed Steel	Compound Poly Amide	7.5	10	2900	—	15.6
180	43	42	37	—								11	15		—	22.9
190	48	47	43	—								11	15		—	22.9
200	53	52	49	37								15	20		—	29
209	58	57	55	45								18.5	25		—	38.5

1450 50-200

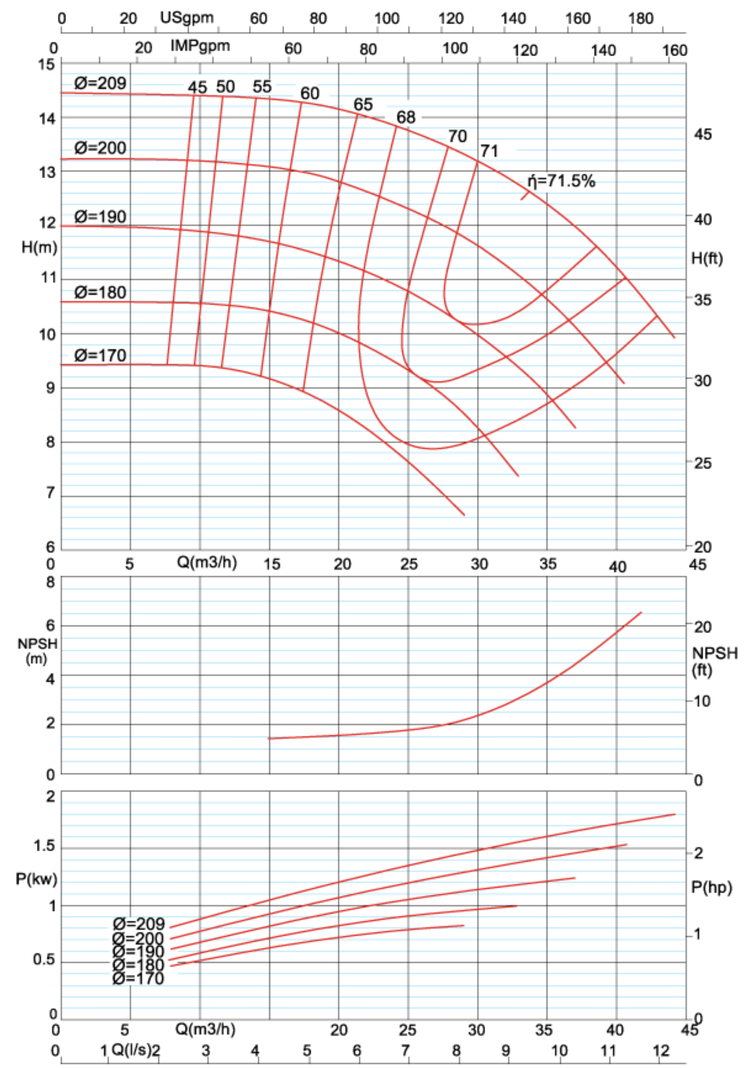

Impeller Dia(mm)	Fluid Charactristic					Pump Charactristic						Motor Charactristic				
	Capacity (m3/h)					Seal Type	Suction Flange Dia(mm)	Discharge Flange Dia (mm)	Material	Shaft Material	Impeller material	Power (KW)	Power (HP)	R.P.M	1-Phase Ampere	3-Phase Ampere
	5	15	25	35												
170	9.4	9.2	7.6	–	HEAD (m)	Mechanical Seal	65	50	Cast Iron	Alloyed Steel	Compound Poly Amide	1.1	1.5	1450	7.4	5
180	10.6	10.4	9.3	–								1.5	2		9.4	7.1
190	12	11.6	10.8	8.8								1.5	2		9.4	7.1
200	13.2	13	12.3	10.6								2.2	3		13.5	9.2
209	14.4	14.3	13.8	12.4								2.2	3		13.5	9.2

2900 50-250

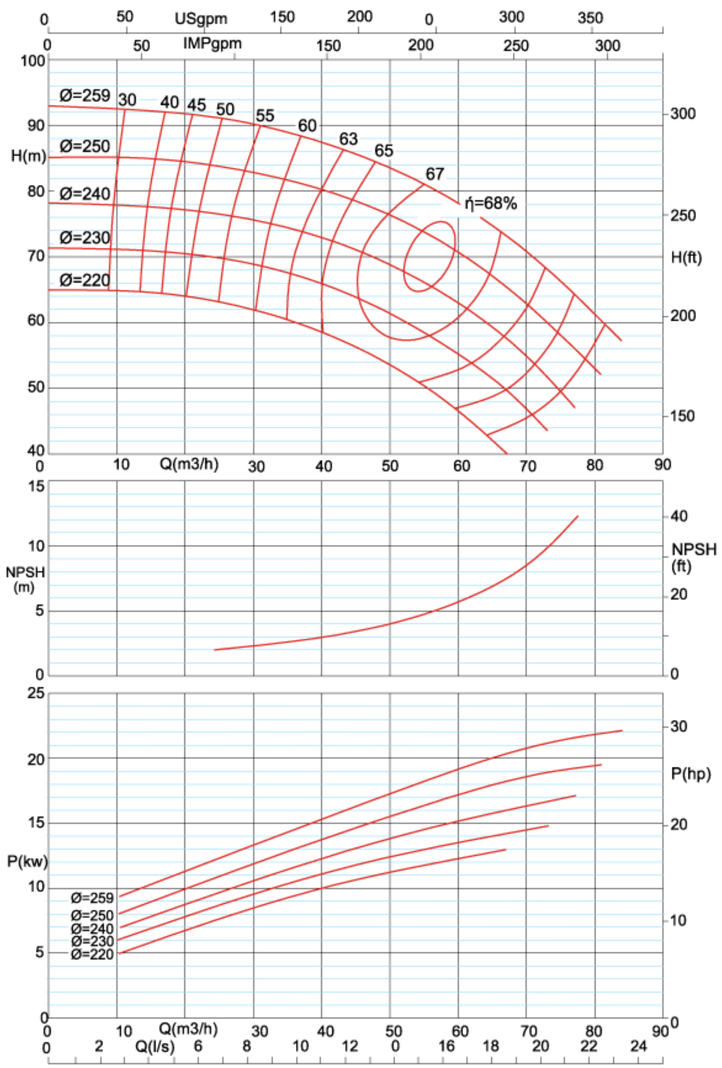

Impeller Dia(mm)	Fluid Charactristic					Pump Charactristic						Motor Charactristic				
	Capacity (m3/h)					Seal Type	Suction Flange Dia(mm)	Discharge Flange Dia (mm)	Material	Shaft Material	Impeller material	Power (KW)	Power (HP)	R.P.M	1-Phase	3-Phase
	10	30	50	70											Ampere	Ampere
220	65	62	53	—	HEAD (m)	Mechanical Seal	65	50	Cast Iron	Alloyed Steel	Compound Poly Amide	15	20	2900	—	29
230	71	69	61	46								18.5	25		—	38
240	78	76	69	54								18.5	25		—	38
250	85	82	76	62								22	30		—	42.1
259	93	90	84	70								30	40		—	54.4

1450 50-250

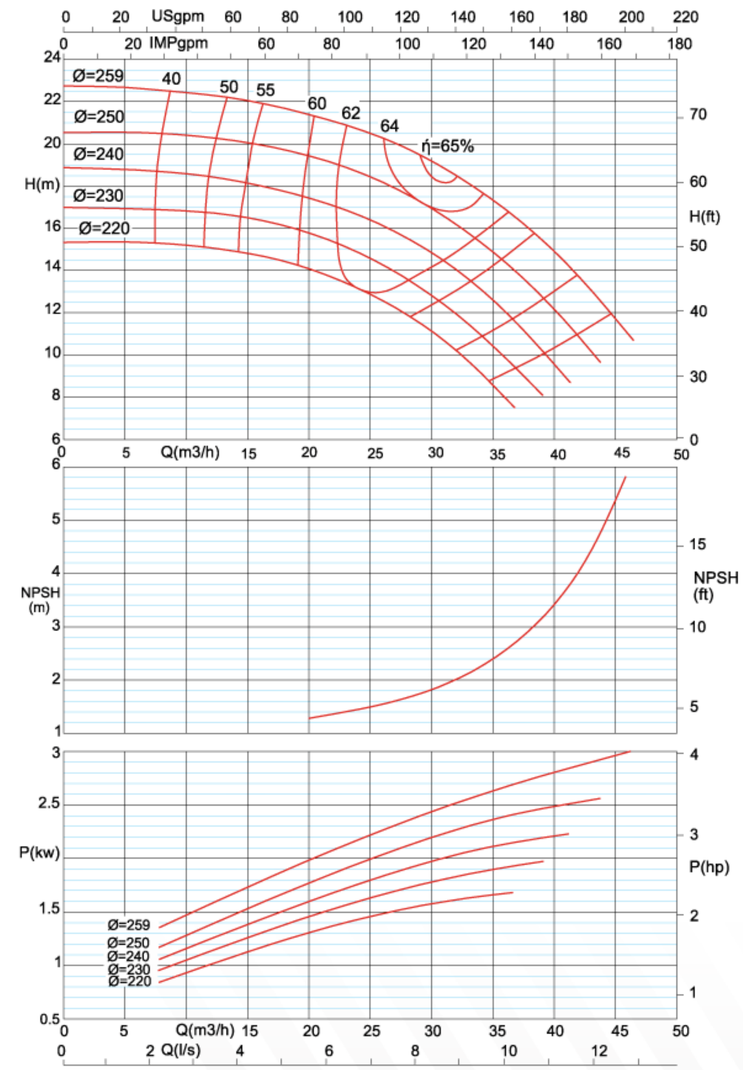

Impeller Dia(mm)	Fluid Charactristic					Pump Charactristic						Motor Charactristic				
	Capacity (m3/h)					Seal Type	Suction Flange Dia(mm)	Discharge Flange Dia (mm)	Material	Shaft Material	Impeller material	Power (KW)	Power (HP)	R.P.M	1-Phase	3-Phase
	10	20	30	40											Ampere	Ampere
220	15	14	11	—	HEAD (m)	Mechanical Seal	65	50	Cast Iron	Alloyed Steel	Compound Poly Amide	2.2	3	1450	13.5	9.2
230	17	15.5	13	—								2.2	3		13.5	9.2
240	18.5	17.5	15	9.5								3	4		—	13
250	20.5	19.5	17	12								3	4		—	13
259	22.5	21.5	19	15								4	5.5		—	8.7

2900 65-160

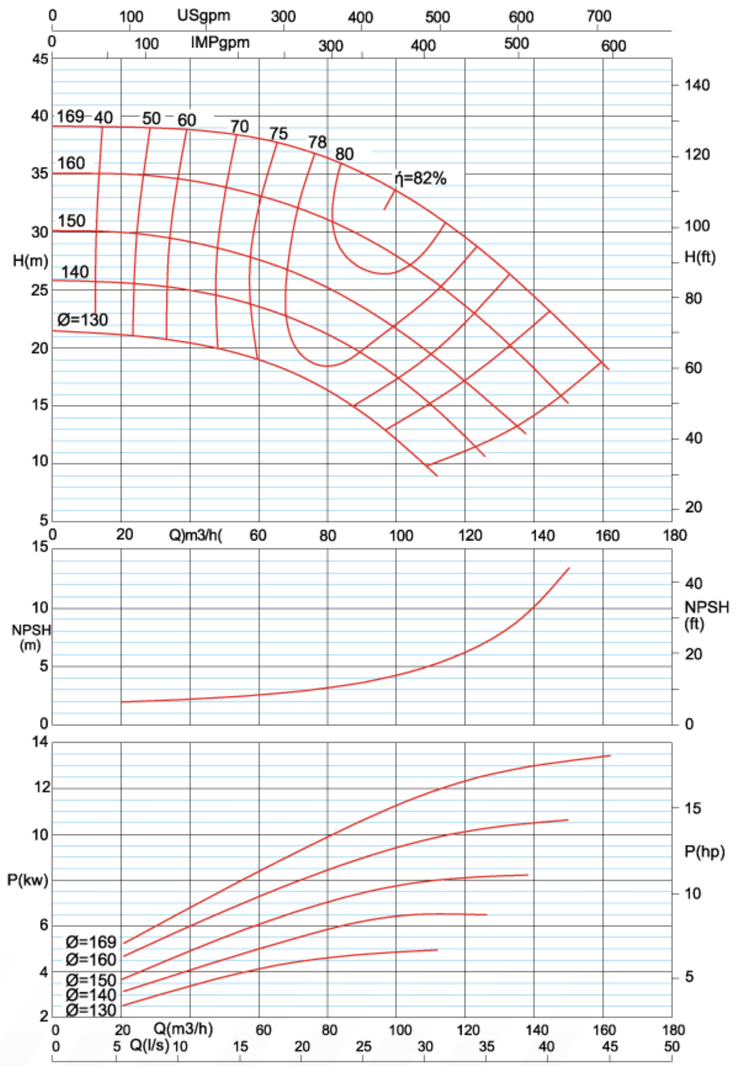

Impeller Dia(mm)	Fluid Charactristic					Pump Charactristic						Motor Charactristic				
	Capacity (m3/h)					Seal Type	Suction Flange Dia(mm)	Discharge Flange Dia (mm)	Material	Shaft Material	Impeller material	Power (KW)	Power (HP)	R.P.M	1-Phase Ampere	3-Phase Ampere
	20	60	100	140												
130	21	19	12	—	HEAD (m)	Mechanical Seal	80	65	Cast Iron	Alloyed Steel	Compound Poly Amide	5.5	7.5	2900	—	11.6
140	26	23.5	18	—								7.5	10		—	15.6
150	30	27.5	21	—								11	15		—	22.9
160	35	33	28	18								15	20		—	29
169	39	38	34	25								15	20		—	29

1450 65-160

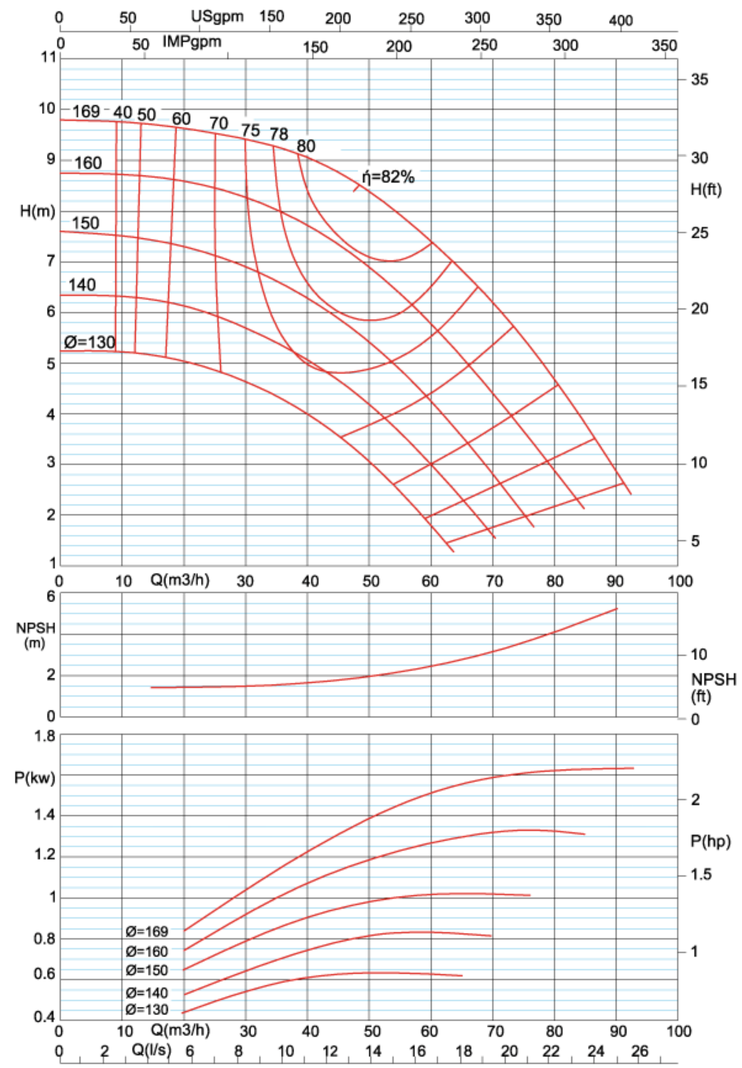

Impeller Dia(mm)	Fluid Charactristic					Pump Charactristic						Motor Charactristic				
	Capacity (m3/h)					Seal Type	Suction Flange Dia(mm)	Discharge Flange Dia (mm)	Material	Shaft Material	Impeller material	Power (KW)	Power (HP)	R.P.M	1-Phase Ampere	3-Phase Ampere
	10	30	50	70												
130	5.2	4.6	3	—	HEAD (m)	Mechanical Seal	80	65	Cast Iron	Alloyed Steel	Compound Poly Amide	0.75	1	1450	5.8	4
140	6.3	5.7	4.1	—								1.1	1.5		7.4	5
150	7.6	6.9	5.4	2.8								1.5	2		9.4	7.1
160	8.8	8.3	6.9	4.4								1.5	2		9.4	7.1
169	9.8	9.4	8.4	6.2								2.2	3		13.5	9.2

2900 65-200

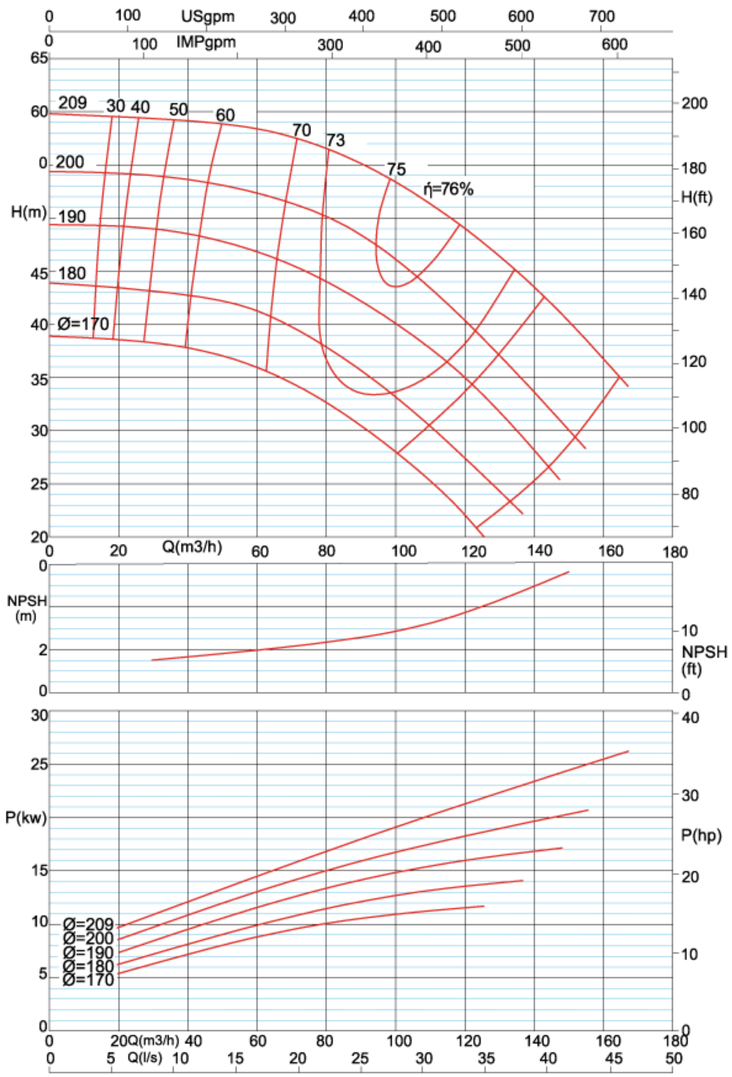

Impeller Dia(mm)	Fluid Charactristic					Pump Charactristic						Motor Charactristic				
	Capacity (m3/h)					Seal Type	Suction Flange Dia(mm)	Discharge Flange Dia (mm)	Material	Shaft Material	Impeller material	Power (KW)	Power (HP)	R.P.M	1-Phase Ampere	3-Phase Ampere
	20	60	100	140												
170	39	36	28	—	HEAD (m)	Mechanical Seal	80	65	Cast Iron	Alloyed Steel	Compound Poly Amide	15	20	2900	—	29
180	44	41	33	—								15	20		—	29
190	49	47	40	28								22	30		—	42.1
200	54	52	46	33								22	30		—	42.1
209	60	58	53	43								30	40		—	54.4

1450 65-200

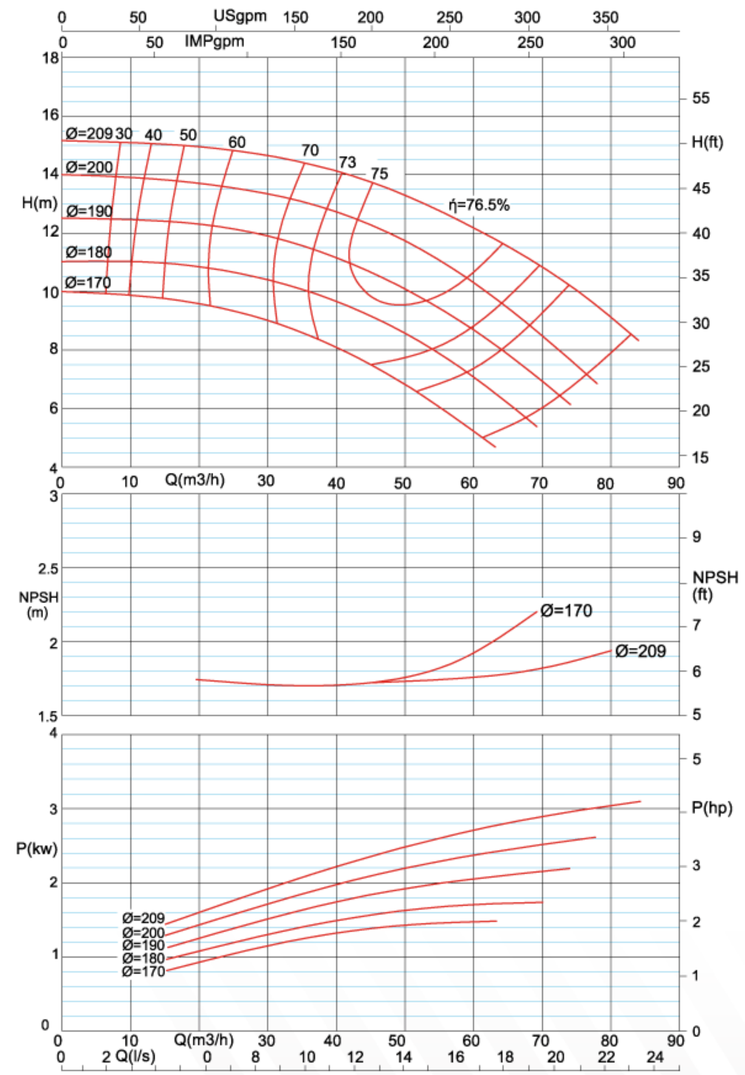

Impeller Dia(mm)	Fluid Charactristic					Pump Charactristic						Motor Charactristic				
	Capacity (m3/h)					Seal Type	Suction Flange Dia(mm)	Discharge Flange Dia (mm)	Material	Shaft Material	Impeller material	Power (KW)	Power (HP)	R.P.M	1-Phase Ampere	3-Phase Ampere
	10	30	50	70												
170	10	9	7	—	HEAD (m)	Mechanical Seal	80	65	Cast Iron	Alloyed Steel	Compound Poly Amide	2.2	3	1450	13.5	9.2
180	11	10.5	8.5	—								2.2	3		13.5	9.2
190	12.5	12	10	7								3	4		—	13
200	14	13.5	11.7	8.5								3	4		—	13
209	15	14.5	13.5	11								4	5.5		—	8.7

2900 65-250

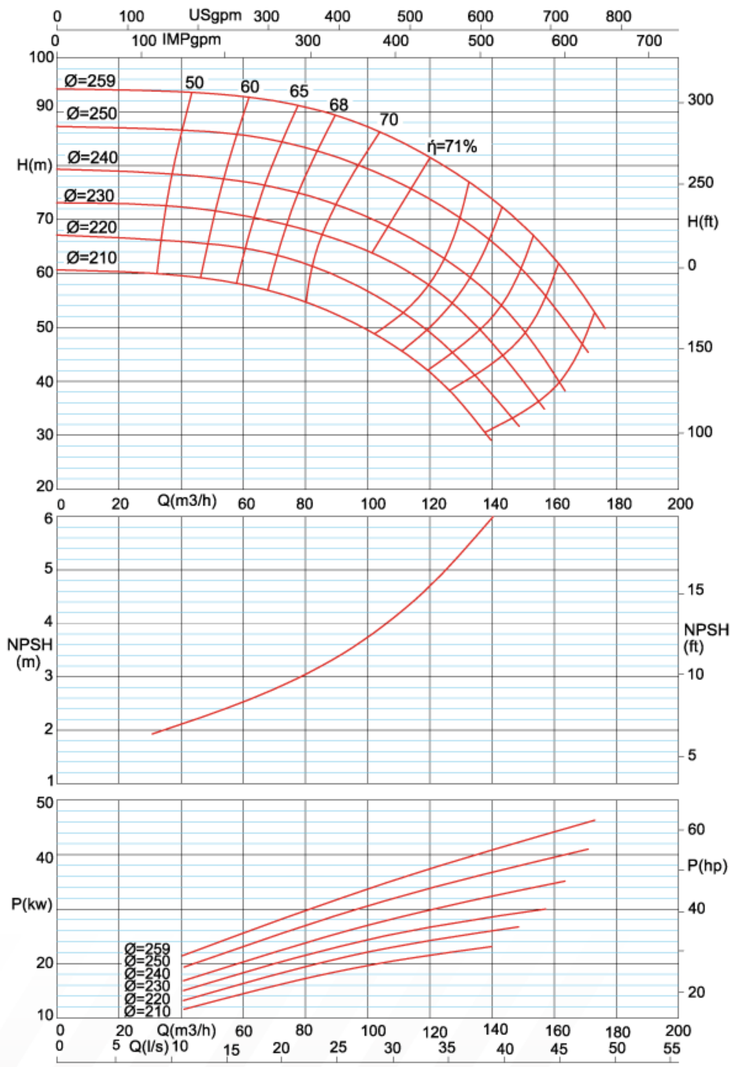

Impeller Dia(mm)	Fluid Charactristic					Pump Charactristic						Motor Charactristic				
	Capacity (m3/h)					Seal Type	Suction Flange Dia(mm)	Discharge Flange Dia (mm)	Material	Shaft Material	Impeller material	Power (KW)	Power (HP)	R.P.M	1-Phase Ampere	3-Phase Ampere
	20	40	100	140												
210	60	58	50	—	HEAD (m)	Mechanical Seal	80	65	Cast Iron	Alloyed Steel	Compound Poly Amide	30	40	2900	—	54.4
220	66	64	56	38								30	40		—	54.4
230	72	70	64	48								37	50		—	67
240	79	77	70	56								45	60		—	82
250	86	86	80	66								45	60		—	82
259	94	92	87	74								55	75		—	95

1450 65-250

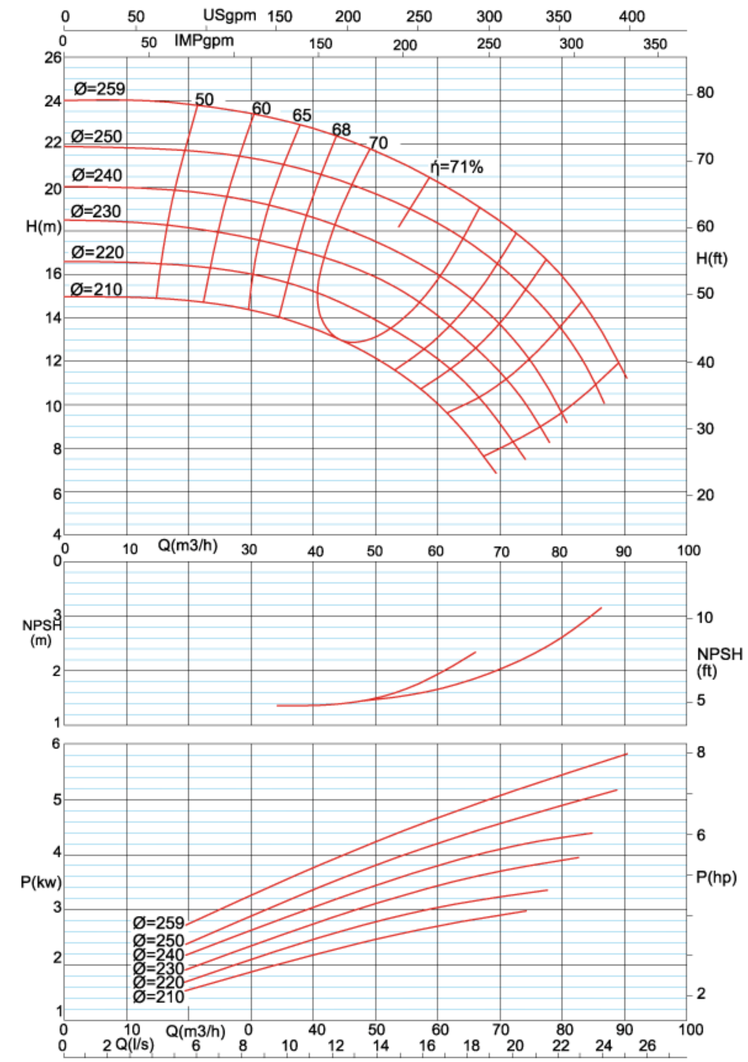

Impeller Dia(mm)	Fluid Charactristic					Pump Charactristic						Motor Charactristic				
	Capacity (m3/h)					Seal Type	Suction Flange Dia(mm)	Discharge Flange Dia (mm)	Material	Shaft Material	Impeller material	Power (KW)	Power (HP)	R.P.M	1-Phase Ampere	3-Phase Ampere
	20	40	60	80												
210	15	13.5	10	–	HEAD (m)	Mechanical Seal	80	65	Cast Iron	Alloyed Steel	Compound Poly Amide	4	5.5	1450	–	8.7
220	16.5	15	12	–								4	5.5		–	8.7
230	18	17	14	–								5.5	7.5		–	12
240	20	18.5	16	9.5								5.5	7.5		–	12
250	21.5	20.5	18.5	13.5								7.5	10		–	16.2
259	24	22.5	20.5	16								7.5	10		–	16.2

2900 80-200

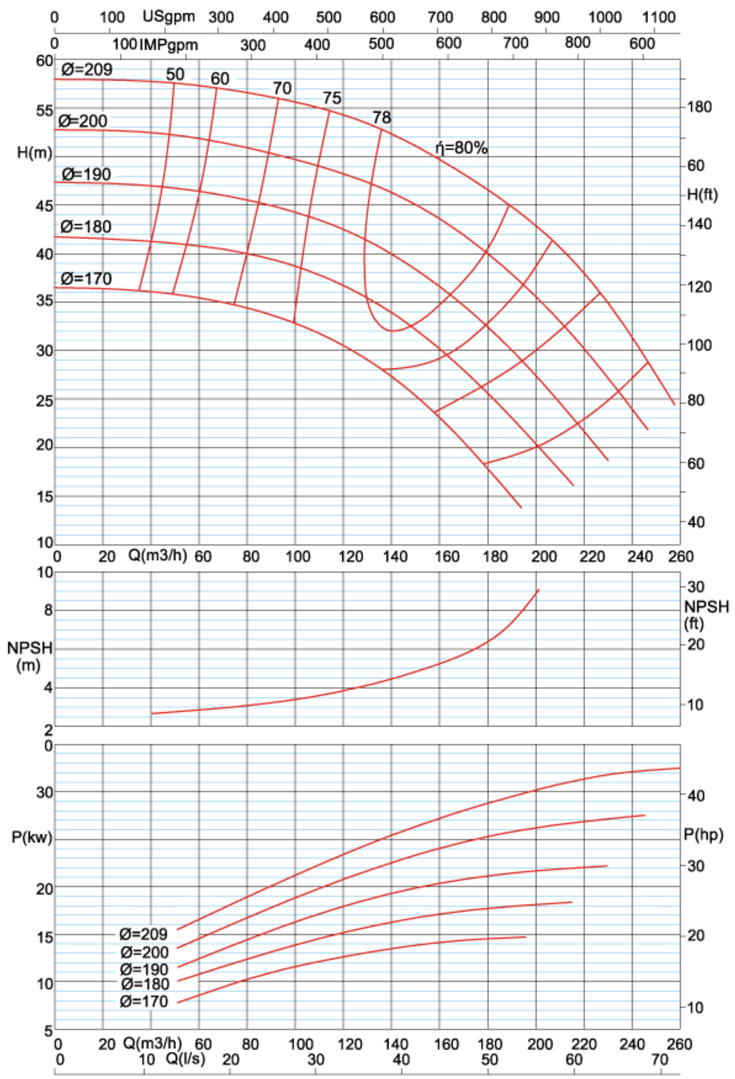

Impeller Dia(mm)	Fluid Charactristic					Pump Charactristic						Motor Charactristic				
	Capacity (m3/h)					Seal Type	Suction Flange Dia(mm)	Discharge Flange Dia (mm)	Material	Shaft Material	Impeller material	Power (KW)	Power (HP)	R.P.M	1-Phase Ampere	3-Phase Ampere
	20	80	140	200	HEAD (m)											
170	36	34	27	—		Mechanical Seal	100	80	Cast Iron	Alloyed Steel	Compound Poly Amide	18.5	25	2900	—	38.5
180	41	40	34	20								22	30		—	42.1
190	47	45	40	27								30	40		—	54.4
200	53	51	46	35								30	40		—	54.4
209	58	57	52	43								37	50		—	67.9

1450 80-200

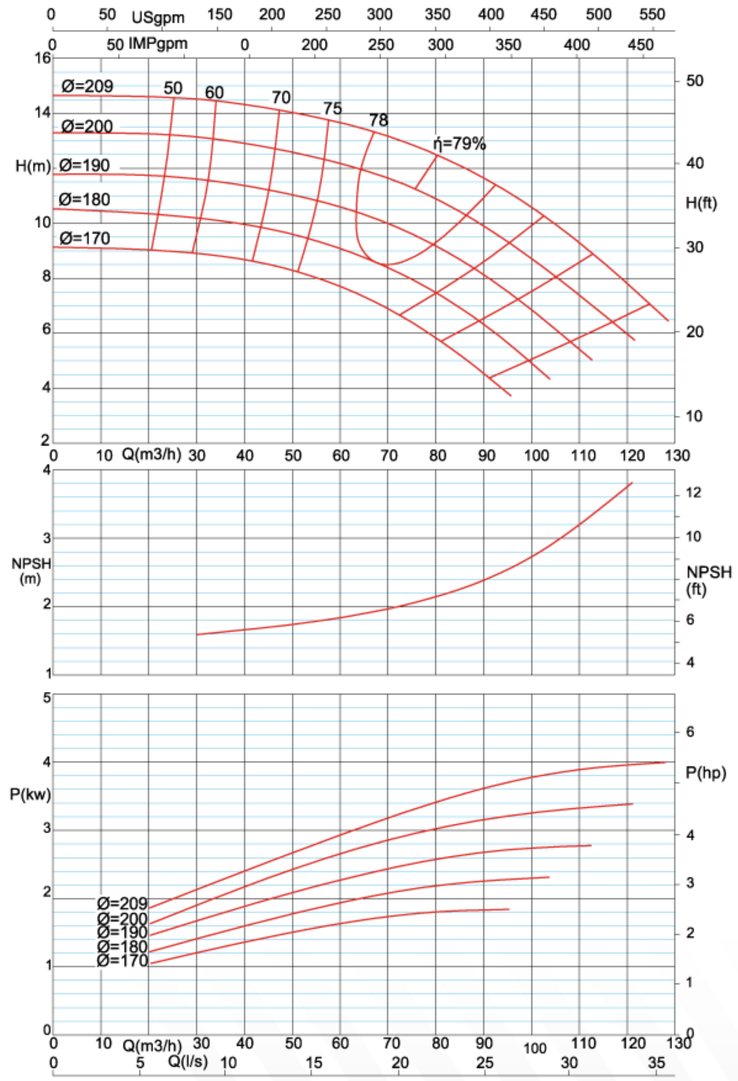

Impeller Dia(mm)	Fluid Charactristic					Pump Charactristic						Motor Charactristic				
	Capacity (m3/h)					Seal Type	Suction Flange Dia(mm)	Discharge Flange Dia (mm)	Material	Shaft Material	Impeller material	Power (KW)	Power (HP)	R.P.M	1-Phase Ampere	3-Phase Ampere
	20	50	80	110	HEAD (m)											
170	9	8	6	—		Mechanical Seal	100	80	Cast Iron	Alloyed Steel	Compound Poly Amide	2.2	3	1450	13.5	9.2
180	10.5	9.5	7.5	—								3	4		—	13
190	11	11	9	5								4	5.5		—	8.7
200	13	12.5	11	7								4	5.5		—	8.7
209	14.5	14	12	9								5.5	7.5		—	12

2900 80-250

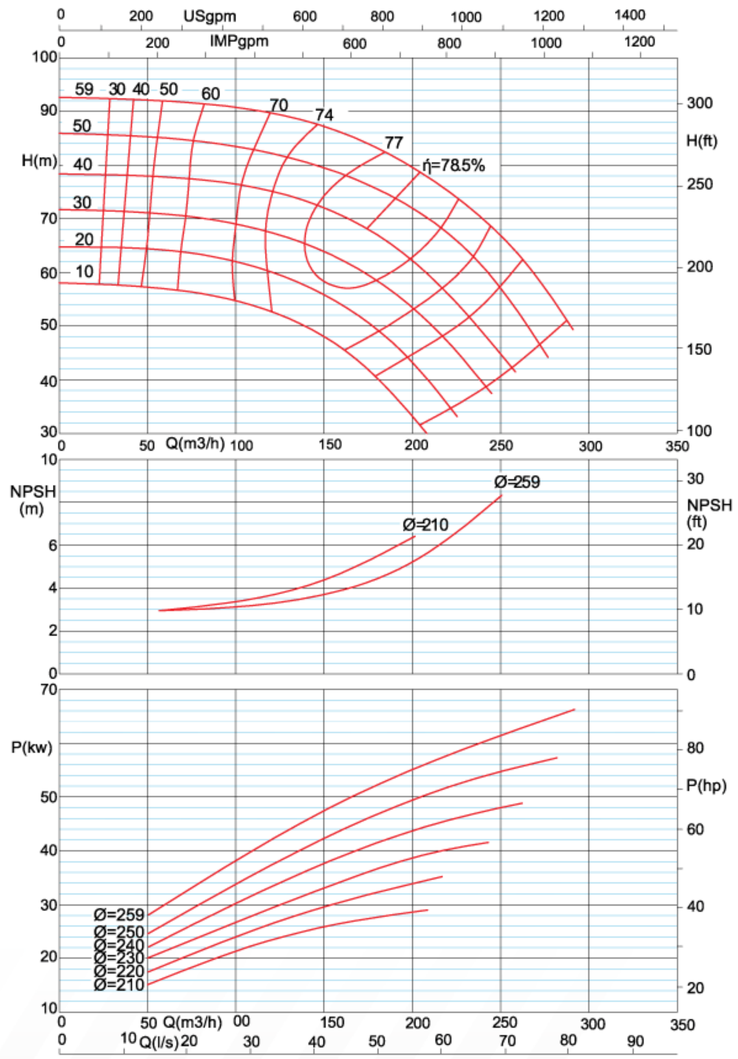

Impeller Dia(mm)	Fluid Charactristic					Pump Charactristic						Motor Charactristic				
	Capacity (m3/h)					Seal Type	Suction Flange Dia(mm)	Discharge Flange Dia (mm)	Material	Shaft Material	Impeller material	Power (KW)	Power (HP)	R.P.M	1-Phase Ampere	3-Phase Ampere
	50	100	150	250	HEAD (m)											
210	58	54	48	—		Mechanical Seal	100	80	Cast Iron	Alloyed Steel	Compound Poly Amide	37	50	2900	—	67.9
220	64	62	56	—								37	50		—	67.9
230	72	68	64	—								45	60		—	81
240	78	76	72	44								55	75		—	97.7
250	86	84	80	57								75	100		—	131
259	92	90	87	66								75	100		—	131

1450 80-250

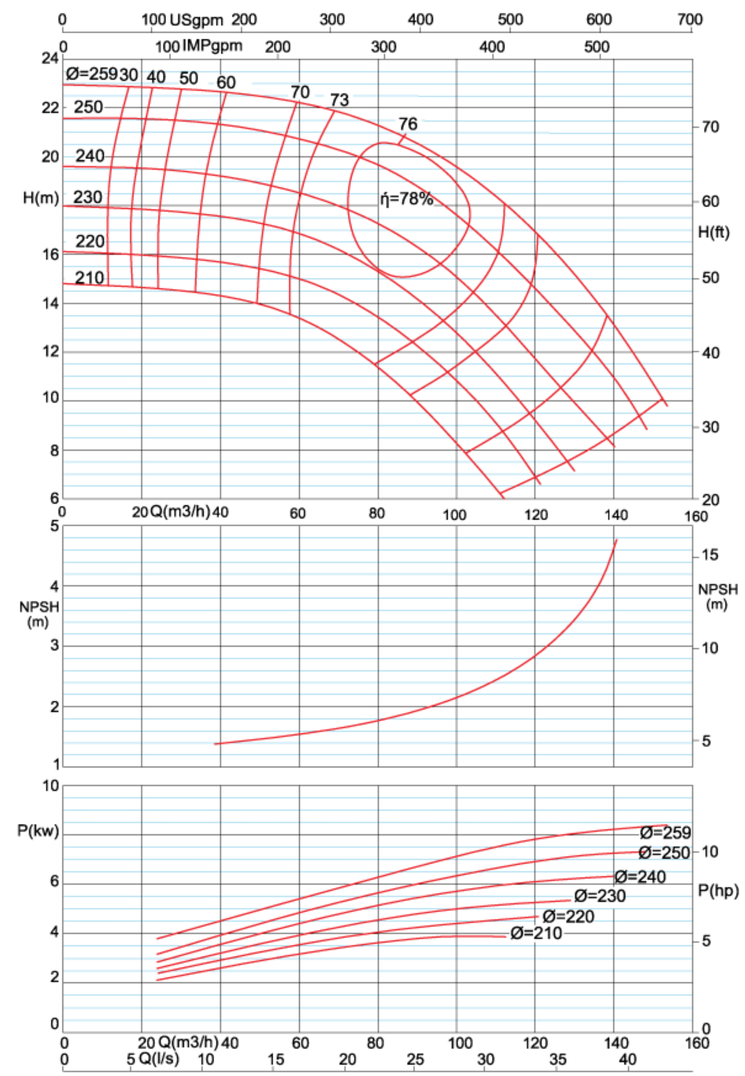

Impeller Dia(mm)	Fluid Charactristic					Pump Charactristic						Motor Charactristic				
	Capacity (m3/h)					Seal Type	Suction Flange Dia(mm)	Discharge Flange Dia (mm)	Material	Shaft Material	Impeller material	Power (KW)	Power (HP)	R.P.M	1-Phase Ampere	3-Phase Ampere
	20	60	100	140	HEAD (m)											
210	14	13.5	8	–		Mechanical Seal	100	80	Cast Iron	Alloyed Steel	Compound Poly Amide	5.5	7.5	1450	–	12
220	16	15	11	–								5.5	7.5		–	12
230	18	17	13	–								7.5	10		–	16.2
240	19.5	19.5	15	–								7.5	10		–	16.2
250	21.5	21	17.5	11								11	15		–	24.1
259	23	22.5	19.5	13								11	15		–	24.1

2900 100-200

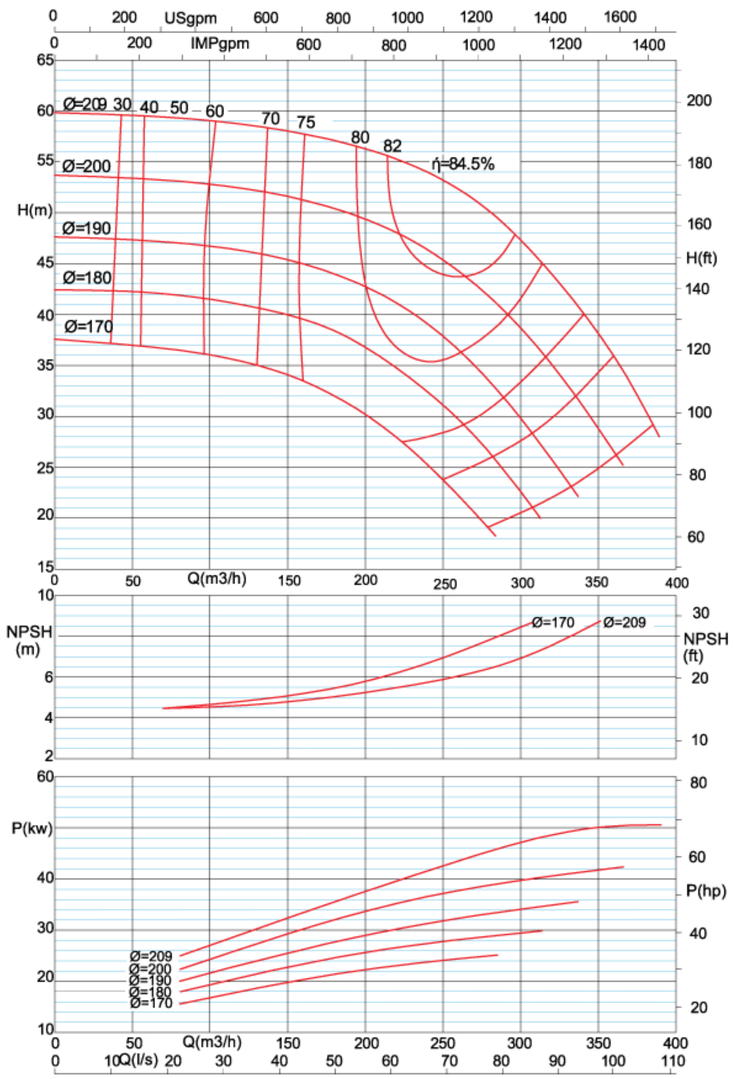

Impeller Dia(mm)	Fluid Charactristic					Pump Charactristic						Motor Charactristic				
	Capacity (m3/h)					Seal Type	Suction Flange Dia(mm)	Discharge Flange Dia (mm)	Material	Shaft Material	Impeller material	Power (KW)	Power (HP)	R.P.M	1-Phase Ampere	3-Phase Ampere
	50	150	250	350	HEAD (m)											
170	37	34	24	—		Mechanical Seal	125	100	Cast Iron	Alloyed Steel	Compound Poly Amide	30	40	2900	—	53
180	42	40	31	—								37	50		—	67
190	47	45	38	—								45	60		—	81.5
200	53	51	45	29								55	75		—	95
209	60	58	53	38								55	75		—	95

1450 100-200

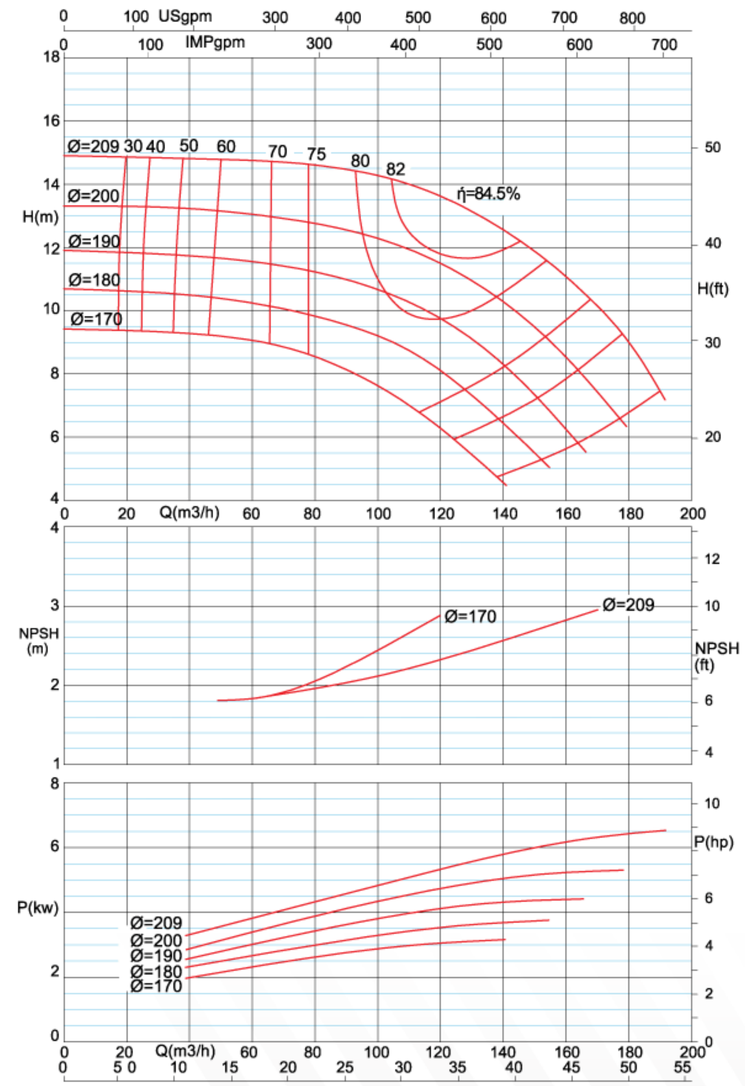

Impeller Dia(mm)	Fluid Charactristic					Pump Charactristic						Motor Charactristic				
	Capacity (m3/h)					Seal Type	Suction Flange Dia(mm)	Discharge Flange Dia (mm)	Material	Shaft Material	Impeller material	Power (KW)	Power (HP)	R.P.M	1-Phase Ampere	3-Phase Ampere
	30	80	120	160	HEAD (m)											
170	9.5	8.2	6.5	—		Mechanical Seal	125	100	Cast Iron	Alloyed Steel	Compound Poly Amide	4	5.5	1450	—	8.8
180	10.5	10	8	—								5.5	7.5		—	12.1
190	12	11.5	10	6.5								5.5	7.5		—	12.1
200	13.5	13	11.5	8.5								7.5	10		—	16.1
209	15	14.5	13.5	11								7.5	10		—	16.1

2900 100-250

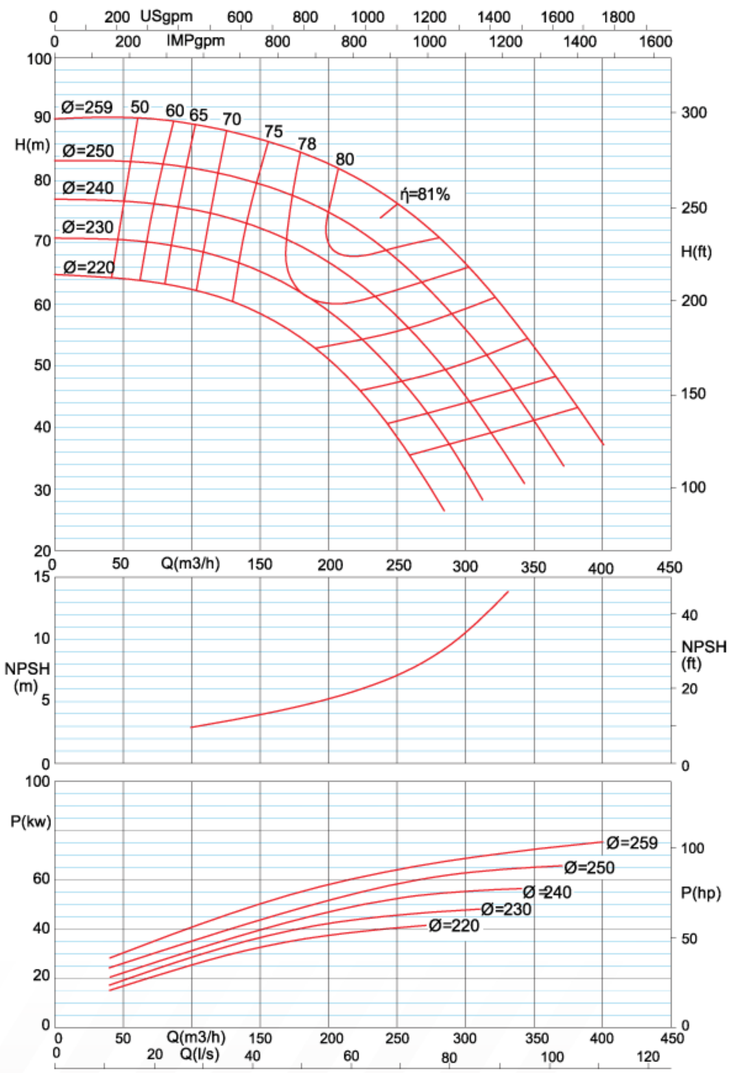

Impeller Dia(mm)	Fluid Charactristic					Pump Charactristic						Motor Charactristic				
	Capacity (m3/h)					Seal Type	Suction Flange Dia(mm)	Discharge Flange Dia (mm)	Material	Shaft Material	Impeller material	Power (KW)	Power (HP)	R.P.M	1-Phase	3-Phase
	50	150	250	360											Ampere	Ampere
220	64	58	38	—	HEAD (m)	Mechanical Seal	125	100	Cast Iron	Alloyed Steel	Compound Poly Amide	45	60	2900	—	81
230	70	66	48	—								55	75		—	98
240	77	73	58	—								75	100		—	131
250	83	80	67	41								75	100		—	131
259	90	87	76	53								90	125		—	159

1450 100-250

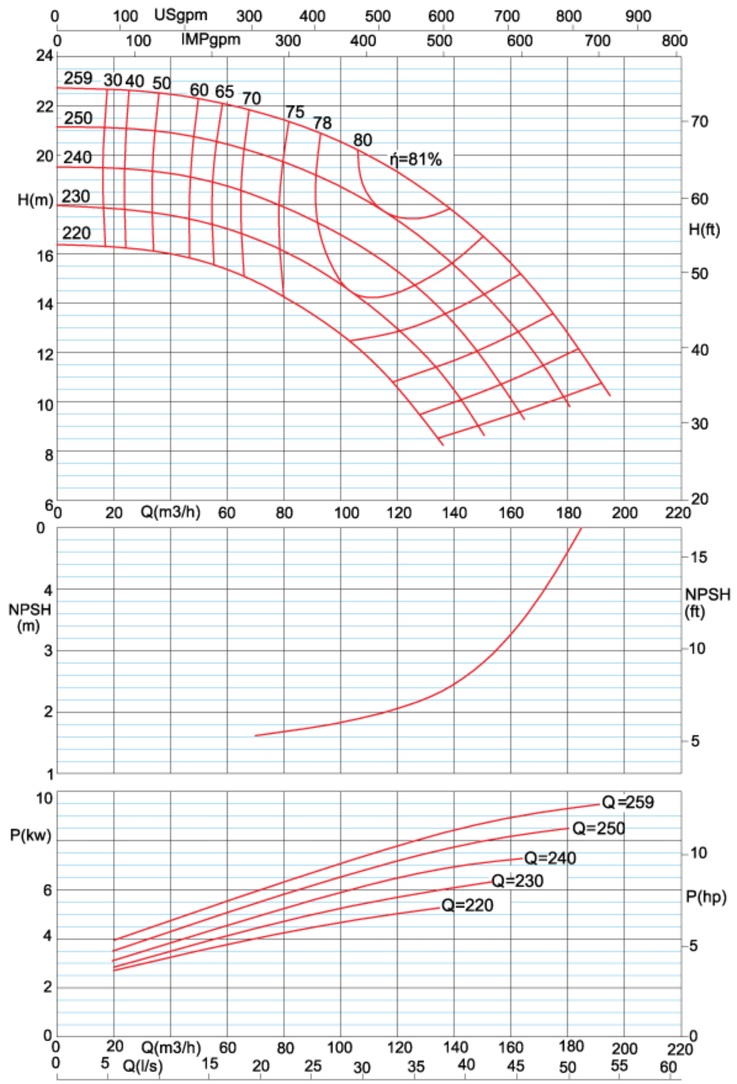

Impeller Dia(mm)	Fluid Charactristic					Pump Charactristic						Motor Charactristic				
	Capacity (m3/h)					Seal Type	Suction Flange Dia(mm)	Discharge Flange Dia (mm)	Material	Shaft Material	Impeller material	Power (KW)	Power (HP)	R.P.M	1-Phase	3-Phase
	20	80	120	160											Ampere	Ampere
220	16.5	14.5	10.5	—	HEAD (m)	Mechanical Seal	125	100	Cast Iron	Alloyed Steel	Compound Poly Amide	7.5	10	1450	—	16.1
230	18	16	13	—								7.5	15		—	16.1
240	19.5	18	15.5	10								11	15		—	24
250	21	20	18.5	13								11	15		—	24
259	22.5	21.5	19.5	15.5								11	15		—	24

booster pump
بوستر پمپ

تولید کننده انواع بوستر پمپ های دور ثابت و دور متغیر با کنترل کننده های PLC و با دامنه کاربرد:

- ساختمان های بلند و برج ها
- سیستم های آبیاری تحت فشار
- سیستم های اطفای حریق
- مصارف صنعتی و کشاورزی

Manufacturer of fixed and variable speed booster pumps with remote control by the PLC and the scope of application:

- High buildings and towers
- Pressurized irrigation systems
- Firefighting systems
- Industrial use and farming

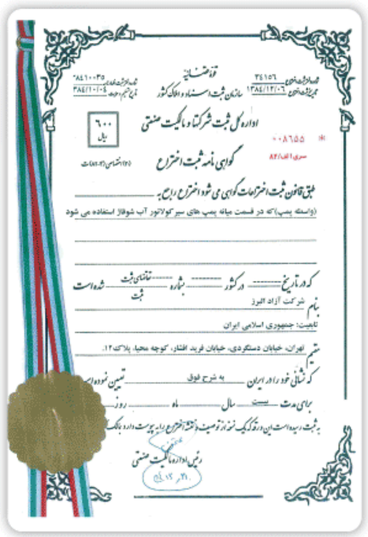

کارآفرین نمونه
نخستین جشنواره قهرمانان صنعت



کارآفرین نمونه
سومین جشنواره قهرمانان صنعت

آزاد البرز؛

به فردایی بهتر و ایرانی آبادتر می اندیشد.

دفترمرکزی: تهران-خیابان طالقانی-تقاطع بهار-شماره ۵۱۳-طبقه اول
تلفن: ۷۷۵۳۹۲۰۲ -۰۲۱ فکس: ۷۷۵۰۳۹۰۷-۰۲۱

Head Office: No . 513 , Taleghani . st , Tehran - Iran
Tell: +9821 - 77 539 202 Fax: +9821 - 77 503 907

Tel Factory: +9828 33559959 تلفن کارخانه: ۵۹ ۵۹۹ ۳۳۵-۰۲۸
Fax: +9828 33 55 4325 فکس: ۴۳۲۵ ۵۵ ۳۳-۰۲۸

email: Azad.Alborz@ymail.com www.AzadAlborz.ir
AzadAlborz_pump_co AzadAlborz_pump_co